



Maximise energy savings with PIR sensor spotlight



START Spot PIR

The START Spot PIR is a universal spotlight offering multiple sensor setting options and three adjustable colour temperature options for easy customisation to suit the need of the user.

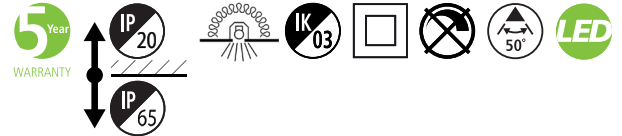
It can automatically switch lights ON when it senses movement and OFF after no motion is detected.

The product comes with 2 wattage switch on the driver (6W-10W) as standard with 670lm & 1050lm in 3 CCT version 2700K, 3000K and 4000K.

The bezel is attached to the product with magnetic function, so it is easy to install and change the settings. What's more, with additional accessory of non PIR bezels, you can pick and choose where PIR sensor fixture is located to maximise the control of the room.

The ease of installation makes START Spot PIR a cost-effective solution for new construction and replacement applications.

START Spot PIR



Features

- START Spot PIR is a spotlight with integrated PIR sensor with time (30s-3min), lux (day-night) and sensitivity (0.1-2m) settings
- 2 power switches on the driver to deliver 2 light outputs - 670lm or 1050lm and efficacy of up to 105lm/W
- 3 selectable light colour options - 2700K, 3000K and 4000K
- Magnetic bezel design which also allows easy access to the 3-way switch to control the colour temperature and PIR sensor settings
- Additional bezels as accessories for non PIR version (PIR bezel can be changed with non PIR bezel where needed)
- PIR sensor with master slave function- one PIR spotlight controls other non PIR spotlights with switch load up to 200W
- Ultra-low profile suitable for shallow ceiling voids (max 37.8mm)
- Cut-out 68mm
- Can be covered by insulation material
- IP65/IP20 rating
- Loop in – out connector
- Wide 50° beam angle
- Lifespan >50 000hrs L70B50

Product information

Code	Description	Finish	Fixture Power (W)	Fixture lumen (lm)	Luminaire efficacy (lm/W)	Colour Temperature (K)	CRI	Dimmable	Control Technology
START Spot PIR									
0005191	START SPOT IP65 PIR 670-1050LM 3CCT WHT	White	6-10	600-1050	105	2700-3000-4000	80	No	Switch
0005192	START SPOT IP65 PIR 670-1050LM 3CCT BLK	Black	6-10	600-1050	105	2700-3000-4000	80	No	Switch

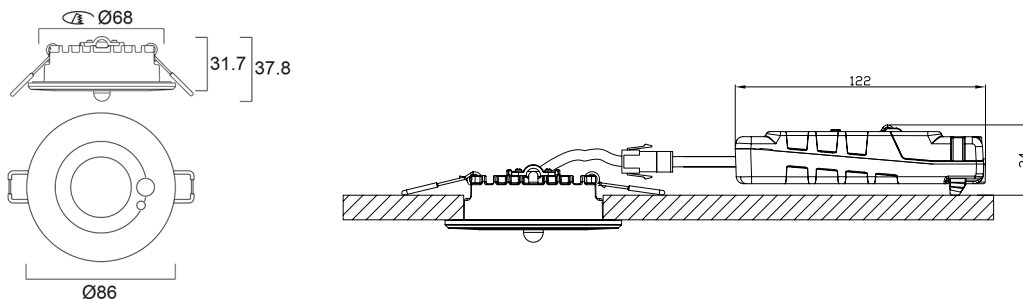
Accessories- additional bezel rings

Accessories

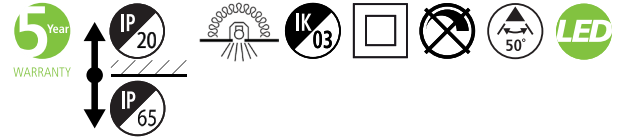
Code	Description
0005583	START SPOT NON PIR BEZEL WHT
0005584	START SPOT NON PIR BEZEL BLK



Dimensions (mm)

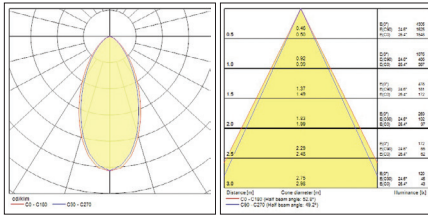


START Spot PIR



Photometric Data

0005191



Additional Images



White PIR



White PIR



White PIR



Driver



Black PIR



Black PIR



Black PIR



3 CCT Settings



White Non PIR



White Non PIR



White Non PIR



PIR Settings



Black Non PIR



Black Non PIR



Black Non PIR

SYLVANIA



CE UK
CA



Although every effort has been made to ensure accuracy in the compilation of the technical detail within this publication, specifications and performance data are constantly changing. Current details should therefore be checked with Feilo Sylvania International Group Kft.

Copyright Feilo Sylvania International Group Kft. October 2024

sylvania-lighting.com

A Feilo Sylvania Company