



Where Heritage Meets High-Performance Lighting

Concord Continuum Plus

With the uniquely clean design and best in class optical parameters, the new Continuum Plus is proudly representing the heritage of the Concord linear luminaires.

This architectural highly versatile linear lighting system can be recessed, semi-recessed, surface mounted or suspended.

The continuous recessed extruded profiles are available in two versions: one with an outside trim detail for plasterboard ceilings; and a trimless version for when a seamless effect is required.

While the unique low glare optical solution is the ideal for offices, meeting rooms, education facilities or libraries, the opal version can create perfect ambient lighting in corridors or museums where the glare control is not required.

The pendant versions are available with direct/indirect or direct only light distribution - both can be interconnected or standalone depends on the area interior design.

The continuous run versions of the range are assembled with a newly developed connectors for easy mechanical and rapid electrical installation.

The combination of the high-color rendering (Ra>90) light sources with the diffuser provides high lumen output, low UGR and up to 150lm/W efficacy the perfect choice for those seeking efficient and stylish lighting solutions

All versions are available in white (RAL9016) or black (RAL9005) finishing colour



Continuum Plus - Standalone Direct and Direct/Indirect



Features

Standalone surface and pendant version of Continuum Plus range, available with either direct or direct/indirect light distribution.

Minimalist design based on the Golden mean or ratio; regarded as the secret to aesthetics. Ideal for offices and meeting rooms.

- Trimless aluminum body from 609mm to 4809mm in length, increments of 300mm for direct and 600mm for D/I versions; 1294mm length in case of SylSmart® Connected (SSA03) products
- The luminaires are pre-wired and supplied complete with end caps and 3-meter suspension cables
- DALI dimmable or SylSmart® Connected enabled
- Either 100% downward or 60/40% D/I light distribution ratio
- Direct/indirect versions are available with two-channel DALI drivers for independent light control
- Colour rendering index, Ra >90
- 4000K (neutral white) CCT light source
- Available with opal or with UGR<19 prismatic diffuser for office areas and environments with computer screens in accordance with EN 12464-1
- LED Colour consistency (initial MacAdam) between luminaires ≤3 SDCM
- IK03 impact resistance level
- IP20 ingress protection and IK03 impact protection
- Available with 3 hours LiFePO4 Emergency
- Electrical safety class I (EN 61140)
- High quality aluminium body with matte white (RAL9016) or Black (RAL9005) finishing colour
- Lifespan L80B50 93,000hrs

Product Information - Standalone Direct/Indirect UGR<19 Diffuser

Code	Description	Luminous Flux [lm]	Default fixture power [W]	Efficacy [lm/W]	CCT [K]	CRI	Length [mm]	Width [mm]	Height [mm]	Dimmable	Control Technology	UGR
Linear - White												
2064530	CONTINUUM PLUS 1.2 940 ST UGR DI DALI W	5,350	36	149	4000	>90	1,209	56	85	Yes	DALI	<19
2064538	CONTINUUM PLUS 1.2 940 ST UGR DI DALI EM W	5,350	39	137	4000	>90	1,209	56	85	Yes	DALI	<19
2064710	CONTINUUM PLUS 1.8 940 ST UGR DI DALI W	8,000	54	148	4000	>90	1,809	56	85	Yes	DALI	<19
2064711	CONTINUUM PLUS 1.8 940 ST UGR DI DALI EM W	8,000	57	140	4000	>90	1,809	56	85	Yes	DALI	<19
2064531	CONTINUUM PLUS 2.4 940 ST UGR DI DALI W	10,700	72	149	4000	>90	2,409	56	85	Yes	DALI	<19
2064539	CONTINUUM PLUS 2.4 940 ST UGR DI DALI EM W	10,700	75	143	4000	>90	2,409	56	85	Yes	DALI	<19
2064798	CONTINUUM PLUS 3.0 940 ST UGR DI DALI W	13,350	90	148	4000	>90	3,009	56	85	Yes	DALI	<19
2064799	CONTINUUM PLUS 3.0 940 ST UGR DI DALI EM W	13,350	93	144	4000	>90	3,009	56	85	Yes	DALI	<19
2064862	CONTINUUM PLUS 3.6 940 ST UGR DI DALI W	16,050	108	149	4000	>90	3,609	56	85	Yes	DALI	<19
2064863	CONTINUUM PLUS 3.6 940 ST UGR DI DALI EM W	16,050	114	141	4000	>90	3,609	56	85	Yes	DALI	<19
2064926	CONTINUUM PLUS 4.2 940 ST UGR DI DALI W	18,700	126	148	4000	>90	4,209	56	85	Yes	DALI	<19
2064927	CONTINUUM PLUS 4.2 940 ST UGR DI DALI EM W	18,700	132	142	4000	>90	4,209	56	85	Yes	DALI	<19
2065055	CONTINUUM PLUS 4.8 940 ST UGR DI DALI W	21,400	144	149	4000	>90	4,809	56	85	Yes	DALI	<19
2065056	CONTINUUM PLUS 4.8 940 ST UGR DI DALI EM W	21,400	150	143	4000	>90	4,809	56	85	Yes	DALI	<19
Linear - Black												
2064534	CONTINUUM PLUS 1.2 940 ST UGR DI DALI B	5,350	36	149	4000	>90	1,209	56	85	Yes	DALI	<19
2064542	CONTINUUM PLUS 1.2 940 ST UGR DI DALI EM B	5,350	39	137	4000	>90	1,209	56	85	Yes	DALI	<19
2064712	CONTINUUM PLUS 1.8 940 ST UGR DI DALI B	8,000	54	148	4000	>90	1,809	56	85	Yes	DALI	<19
2064713	CONTINUUM PLUS 1.8 940 ST UGR DI DALI EM B	8,000	57	140	4000	>90	1,809	56	85	Yes	DALI	<19
2064535	CONTINUUM PLUS 2.4 940 ST UGR DI DALI B	10,700	72	149	4000	>90	2,409	56	85	Yes	DALI	<19
2064543	CONTINUUM PLUS 2.4 940 ST UGR DI DALI EM B	10,700	75	143	4000	>90	2,409	56	85	Yes	DALI	<19
2064800	CONTINUUM PLUS 3.0 940 ST UGR DI DALI B	13,350	90	148	4000	>90	3,009	56	85	Yes	DALI	<19
2064801	CONTINUUM PLUS 3.0 940 ST UGR DI DALI EM B	13,350	93	144	4000	>90	3,009	56	85	Yes	DALI	<19
2064864	CONTINUUM PLUS 3.6 940 ST UGR DI DALI B	16,050	108	149	4000	>90	3,609	56	85	Yes	DALI	<19
2064865	CONTINUUM PLUS 3.6 940 ST UGR DI DALI EM B	16,050	114	141	4000	>90	3,609	56	85	Yes	DALI	<19
2064928	CONTINUUM PLUS 4.2 940 ST UGR DI DALI B	18,700	126	148	4000	>90	4,209	56	85	Yes	DALI	<19
2064929	CONTINUUM PLUS 4.2 940 ST UGR DI DALI EM B	18,700	132	142	4000	>90	4,209	56	85	Yes	DALI	<19
2065057	CONTINUUM PLUS 4.8 940 ST UGR DI DALI B	21,400	144	149	4000	>90	4,809	56	85	Yes	DALI	<19
2065058	CONTINUUM PLUS 4.8 940 ST UGR DI DALI EM B	21,400	150	143	4000	>90	4,809	56	85	Yes	DALI	<19

Continuum Plus - Standalone Direct and Direct/Indirect



Product Information - Standalone Direct UGR<19 Diffuser

Code	Description	Luminous Flux [lm]	Default fixture power [W]	Efficacy [lm/W]	CCT [K]	CRI	Length [mm]	Width [mm]	Height [mm]	Dimmable	Control Technology	UGR
Linear - White												
2064500	CONTINUUM PLUS 1.2 940 ST UGR D DALI W	3,150	21	150	4000	>90	1,209	56	85	Yes	DALI	<19
2064504	CONTINUUM PLUS 1.2 940 ST UGR D DALI EM W	3,150	24	131	4000	>90	1,209	56	85	Yes	DALI	<19
2064678	CONTINUUM PLUS 1.5 940 ST UGR D DALI W	3,950	26.5	149	4000	>90	1,509	56	85	Yes	DALI	<19
2064679	CONTINUUM PLUS 1.5 940 ST UGR D DALI EM W	3,950	29.5	134	4000	>90	1,509	56	85	Yes	DALI	<19
2064702	CONTINUUM PLUS 1.8 940 ST UGR D DALI W	4,800	32	150	4000	>90	1,809	56	85	Yes	DALI	<19
2064703	CONTINUUM PLUS 1.8 940 ST UGR D DALI EM W	4,800	35	137	4000	>90	1,809	56	85	Yes	DALI	<19
2064742	CONTINUUM PLUS 2.1 940 ST UGR D DALI W	5,550	37	150	4000	>90	2,109	56	85	Yes	DALI	<19
2064743	CONTINUUM PLUS 2.1 940 ST UGR D DALI EM W	5,550	40	139	4000	>90	2,109	56	85	Yes	DALI	<19
2064501	CONTINUUM PLUS 2.4 940 ST UGR D DALI W	6,300	42	150	4000	>90	2,409	56	85	Yes	DALI	<19
2064505	CONTINUUM PLUS 2.4 940 ST UGR D DALI EM W	6,300	45	140	4000	>90	2,409	56	85	Yes	DALI	<19
2064766	CONTINUUM PLUS 2.7 940 ST UGR D DALI W	7,100	47.5	149	4000	>90	2,709	56	85	Yes	DALI	<19
2064767	CONTINUUM PLUS 2.7 940 ST UGR D DALI EM W	7,100	50.5	141	4000	>90	2,709	56	85	Yes	DALI	<19
2064790	CONTINUUM PLUS 3.0 940 ST UGR D DALI W	7,950	53	150	4000	>90	3,009	56	85	Yes	DALI	<19
2064791	CONTINUUM PLUS 3.0 940 ST UGR D DALI EM W	7,950	56	142	4000	>90	3,009	56	85	Yes	DALI	<19
2064830	CONTINUUM PLUS 3.3 940 ST UGR D DALI W	8,700	58	150	4000	>90	3,309	56	85	Yes	DALI	<19
2064831	CONTINUUM PLUS 3.3 940 ST UGR D DALI EM W	8,700	61	143	4000	>90	3,309	56	85	Yes	DALI	<19
2064854	CONTINUUM PLUS 3.6 940 ST UGR D DALI W	9,450	63	150	4000	>90	3,609	56	85	Yes	DALI	<19
2064855	CONTINUUM PLUS 3.6 940 ST UGR D DALI EM W	9,450	69	137	4000	>90	3,609	56	85	Yes	DALI	<19
2064894	CONTINUUM PLUS 3.9 940 ST UGR D DALI W	10,250	68.5	150	4000	>90	3,909	56	85	Yes	DALI	<19
2064895	CONTINUUM PLUS 3.9 940 ST UGR D DALI EM W	10,250	74.5	138	4000	>90	3,909	56	85	Yes	DALI	<19
2064918	CONTINUUM PLUS 4.2 940 ST UGR D DALI W	11,100	74	150	4000	>90	4,209	56	85	Yes	DALI	<19
2064919	CONTINUUM PLUS 4.2 940 ST UGR D DALI EM W	11,100	80	139	4000	>90	4,209	56	85	Yes	DALI	<19
2064958	CONTINUUM PLUS 4.5 940 ST UGR D DALI W	11,850	79	150	4000	>90	4,509	56	85	Yes	DALI	<19
2064959	CONTINUUM PLUS 4.5 940 ST UGR D DALI EM W	11,850	85	139	4000	>90	4,509	56	85	Yes	DALI	<19
2065047	CONTINUUM PLUS 4.8 940 ST UGR D DALI W	12,600	84	150	4000	>90	4,809	56	85	Yes	DALI	<19
2065048	CONTINUUM PLUS 4.8 940 ST UGR D DALI EM W	12,600	90	140	4000	>90	4,809	56	85	Yes	DALI	<19
Linear - Black												
2064502	CONTINUUM PLUS 1.2 940 ST UGR D DALI B	3,150	21	150	4000	>90	1,209	56	85	Yes	DALI	<19
2064506	CONTINUUM PLUS 1.2 940 ST UGR D DALI EM B	3,150	24	131	4000	>90	1,209	56	85	Yes	DALI	<19
2064680	CONTINUUM PLUS 1.5 940 ST UGR D DALI B	3,950	26.5	149	4000	>90	1,509	56	85	Yes	DALI	<19
2064681	CONTINUUM PLUS 1.5 940 ST UGR D DALI EM B	3,950	29.5	134	4000	>90	1,509	56	85	Yes	DALI	<19
2064704	CONTINUUM PLUS 1.8 940 ST UGR D DALI B	4,800	32	150	4000	>90	1,809	56	85	Yes	DALI	<19
2064705	CONTINUUM PLUS 1.8 940 ST UGR D DALI EM B	4,800	35	137	4000	>90	1,809	56	85	Yes	DALI	<19
2064744	CONTINUUM PLUS 2.1 940 ST UGR D DALI B	5,550	37	150	4000	>90	2,109	56	85	Yes	DALI	<19
2064745	CONTINUUM PLUS 2.1 940 ST UGR D DALI EM B	5,550	40	139	4000	>90	2,109	56	85	Yes	DALI	<19
2064503	CONTINUUM PLUS 2.4 940 ST UGR D DALI B	6,300	42	150	4000	>90	2,409	56	85	Yes	DALI	<19
2064507	CONTINUUM PLUS 2.4 940 ST UGR D DALI EM B	6,300	45	140	4000	>90	2,409	56	85	Yes	DALI	<19
2064768	CONTINUUM PLUS 2.7 940 ST UGR D DALI B	7,100	47.5	149	4000	>90	2,709	56	85	Yes	DALI	<19
2064769	CONTINUUM PLUS 2.7 940 ST UGR D DALI EM B	7,100	50.5	141	4000	>90	2,709	56	85	Yes	DALI	<19
2064792	CONTINUUM PLUS 3.0 940 ST UGR D DALI B	7,950	53	150	4000	>90	3,009	56	85	Yes	DALI	<19
2064793	CONTINUUM PLUS 3.0 940 ST UGR D DALI EM B	7,950	56	142	4000	>90	3,009	56	85	Yes	DALI	<19
2064832	CONTINUUM PLUS 3.3 940 ST UGR D DALI B	8,700	58	150	4000	>90	3,309	56	85	Yes	DALI	<19
2064833	CONTINUUM PLUS 3.3 940 ST UGR D DALI EM B	8,700	61	143	4000	>90	3,309	56	85	Yes	DALI	<19
2064856	CONTINUUM PLUS 3.6 940 ST UGR D DALI B	9,450	63	150	4000	>90	3,609	56	85	Yes	DALI	<19
2064857	CONTINUUM PLUS 3.6 940 ST UGR D DALI EM B	9,450	69	137	4000	>90	3,609	56	85	Yes	DALI	<19
2064896	CONTINUUM PLUS 3.9 940 ST UGR D DALI B	10,250	68.5	150	4000	>90	3,909	56	85	Yes	DALI	<19
2064897	CONTINUUM PLUS 3.9 940 ST UGR D DALI EM B	10,250	74.5	138	4000	>90	3,909	56	85	Yes	DALI	<19
2064920	CONTINUUM PLUS 4.2 940 ST UGR D DALI B	11,100	74	150	4000	>90	4,209	56	85	Yes	DALI	<19
2064921	CONTINUUM PLUS 4.2 940 ST UGR D DALI EM B	11,100	80	139	4000	>90	4,209	56	85	Yes	DALI	<19
2064960	CONTINUUM PLUS 4.5 940 ST UGR D DALI B	11,850	79	150	4000	>90	4,509	56	85	Yes	DALI	<19
2064961	CONTINUUM PLUS 4.5 940 ST UGR D DALI EM B	11,850	85	139	4000	>90	4,509	56	85	Yes	DALI	<19
2065049	CONTINUUM PLUS 4.8 940 ST UGR D DALI B	12,600	84	150	4000	>90	4,809	56	85	Yes	DALI	<19
2065050	CONTINUUM PLUS 4.8 940 ST UGR D DALI EM B	12,600	90	140	4000	>90	4,809	56	85	Yes	DALI	<19

Continuum Plus - Standalone Direct and Direct/Indirect



Product Information - Standalone Direct/Indirect Opal Diffuser

Code	Description	Luminous Flux [lm]	Default fixture power [W]	Efficacy [lm/W]	CCT [K]	CRI	Length [mm]	Width [mm]	Height [mm]	Dimmable	Control Technology	UGR
Linear - White												
2064580	CONTINUUM PLUS 1.2 940 ST OPAL DI DALI W	5,100	36	142	4000	>90	1,209	56	85	Yes	DALI	<25
2064588	CONTINUUM PLUS 1.2 940 ST OPAL DI DALI EM W	5,100	39	131	4000	>90	1,209	56	85	Yes	DALI	<25
2064714	CONTINUUM PLUS 1.8 940 ST OPAL DI DALI W	7,650	54	142	4000	>90	1,809	56	85	Yes	DALI	<25
2064715	CONTINUUM PLUS 1.8 940 ST OPAL DI DALI EM W	7,650	57	134	4000	>90	1,809	56	85	Yes	DALI	<25
2064581	CONTINUUM PLUS 2.4 940 ST OPAL DI DALI W	10,200	72	142	4000	>90	2,409	56	85	Yes	DALI	<25
2064589	CONTINUUM PLUS 2.4 940 ST OPAL DI DALI EM W	10,200	75	136	4000	>90	2,409	56	85	Yes	DALI	<25
2064802	CONTINUUM PLUS 3.0 940 ST OPAL DI DALI W	12,750	90	142	4000	>90	3,009	56	85	Yes	DALI	<25
2064803	CONTINUUM PLUS 3.0 940 ST OPAL DI DALI EM W	12,750	93	137	4000	>90	3,009	56	85	Yes	DALI	<25
2064866	CONTINUUM PLUS 3.6 940 ST OPAL DI DALI W	15,300	108	142	4000	>90	3,609	56	85	Yes	DALI	<25
2064867	CONTINUUM PLUS 3.6 940 ST OPAL DI DALI EM W	15,300	114	134	4000	>90	3,609	56	85	Yes	DALI	<25
2064930	CONTINUUM PLUS 4.2 940 ST OPAL DI DALI W	17,850	126	142	4000	>90	4,209	56	85	Yes	DALI	<25
2064931	CONTINUUM PLUS 4.2 940 ST OPAL DI DALI EM W	17,850	132	135	4000	>90	4,209	56	85	Yes	DALI	<25
2065059	CONTINUUM PLUS 4.8 940 ST OPAL DI DALI W	20,400	144	142	4000	>90	4,809	56	85	Yes	DALI	<25
2065060	CONTINUUM PLUS 4.8 940 ST OPAL DI DALI EM W	20,400	150	136	4000	>90	4,809	56	85	Yes	DALI	<25
Linear - Black												
2064584	CONTINUUM PLUS 1.2 940 ST OPAL DI DALI B	5,100	36	142	4000	>90	1,209	56	85	Yes	DALI	<25
2064592	CONTINUUM PLUS 1.2 940 ST OPAL DI DALI EM B	5,100	39	131	4000	>90	1,209	56	85	Yes	DALI	<25
2064716	CONTINUUM PLUS 1.8 940 ST OPAL DI DALI B	7,650	54	142	4000	>90	1,809	56	85	Yes	DALI	<25
2064717	CONTINUUM PLUS 1.8 940 ST OPAL DI DALI EM B	7,650	57	134	4000	>90	1,809	56	85	Yes	DALI	<25
2064585	CONTINUUM PLUS 2.4 940 ST OPAL DI DALI B	10,200	72	142	4000	>90	2,409	56	85	Yes	DALI	<25
2064593	CONTINUUM PLUS 2.4 940 ST OPAL DI DALI EM B	10,200	75	136	4000	>90	2,409	56	85	Yes	DALI	<25
2064804	CONTINUUM PLUS 3.0 940 ST OPAL DI DALI B	12,750	90	142	4000	>90	3,009	56	85	Yes	DALI	<25
2064805	CONTINUUM PLUS 3.0 940 ST OPAL DI DALI EM B	12,750	93	137	4000	>90	3,009	56	85	Yes	DALI	<25
2064868	CONTINUUM PLUS 3.6 940 ST OPAL DI DALI B	15,300	108	142	4000	>90	3,609	56	85	Yes	DALI	<25
2064869	CONTINUUM PLUS 3.6 940 ST OPAL DI DALI EM B	15,300	114	134	4000	>90	3,609	56	85	Yes	DALI	<25
2064932	CONTINUUM PLUS 4.2 940 ST OPAL DI DALI B	17,850	126	142	4000	>90	4,209	56	85	Yes	DALI	<25
2064933	CONTINUUM PLUS 4.2 940 ST OPAL DI DALI EM B	17,850	132	135	4000	>90	4,209	56	85	Yes	DALI	<25
2065061	CONTINUUM PLUS 4.8 940 ST OPAL DI DALI B	20,400	144	142	4000	>90	4,809	56	85	Yes	DALI	<25
2065062	CONTINUUM PLUS 4.8 940 ST OPAL DI DALI EM B	20,400	150	136	4000	>90	4,809	56	85	Yes	DALI	<25

Continuum Plus - Standalone Direct and Direct/Indirect




Product Information - Standalone Direct Opal Diffuser

Code	Description	Luminous Flux [lm]	Default fixture power [W]	Efficacy [lm/W]	CCT [K]	CRI	Length [mm]	Width [mm]	Height [mm]	Dimmable	Control Technology	UGR
Linear - White												
2064550	CONTINUUM PLUS 1.2 940 ST OPAL D DALI W	2,900	21	138	4000	>90	1,209	56	85	Yes	DALI	<25
2064554	CONTINUUM PLUS 1.2 940 ST OPAL D DALI EM W	2,900	24	121	4000	>90	1,209	56	85	Yes	DALI	<25
2064682	CONTINUUM PLUS 1.5 940 ST OPAL D DALI W	3,650	26.5	138	4000	>90	1,509	56	85	Yes	DALI	<25
2064683	CONTINUUM PLUS 1.5 940 ST OPAL D DALI EM W	3,650	29.5	124	4000	>90	1,509	56	85	Yes	DALI	<25
2064706	CONTINUUM PLUS 1.8 940 ST OPAL D DALI W	4,400	32	138	4000	>90	1,809	56	85	Yes	DALI	<25
2064707	CONTINUUM PLUS 1.8 940 ST OPAL D DALI EM W	4,400	35	126	4000	>90	1,809	56	85	Yes	DALI	<25
2064746	CONTINUUM PLUS 2.1 940 ST OPAL D DALI W	5,100	37	138	4000	>90	2,109	56	85	Yes	DALI	<25
2064747	CONTINUUM PLUS 2.1 940 ST OPAL D DALI EM W	5,100	40	128	4000	>90	2,109	56	85	Yes	DALI	<25
2064551	CONTINUUM PLUS 2.4 940 ST OPAL D DALI W	5,800	42	138	4000	>90	2,409	56	85	Yes	DALI	<25
2064555	CONTINUUM PLUS 2.4 940 ST OPAL D DALI EM W	5,800	45	129	4000	>90	2,409	56	85	Yes	DALI	<25
2064770	CONTINUUM PLUS 2.7 940 ST OPAL D DALI W	6,550	47.5	138	4000	>90	2,709	56	85	Yes	DALI	<25
2064771	CONTINUUM PLUS 2.7 940 ST OPAL D DALI EM W	6,550	50.5	130	4000	>90	2,709	56	85	Yes	DALI	<25
2064794	CONTINUUM PLUS 3.0 940 ST OPAL D DALI W	7,300	53	138	4000	>90	3,009	56	85	Yes	DALI	<25
2064795	CONTINUUM PLUS 3.0 940 ST OPAL D DALI EM W	7,300	56	130	4000	>90	3,009	56	85	Yes	DALI	<25
2064834	CONTINUUM PLUS 3.3 940 ST OPAL D DALI W	8,000	58	138	4000	>90	3,309	56	85	Yes	DALI	<25
2064835	CONTINUUM PLUS 3.3 940 ST OPAL D DALI EM W	8,000	61	131	4000	>90	3,309	56	85	Yes	DALI	<25
2064858	CONTINUUM PLUS 3.6 940 ST OPAL D DALI W	8,700	63	138	4000	>90	3,609	56	85	Yes	DALI	<25
2064859	CONTINUUM PLUS 3.6 940 ST OPAL D DALI EM W	8,700	69	126	4000	>90	3,609	56	85	Yes	DALI	<25
2064898	CONTINUUM PLUS 3.9 940 ST OPAL D DALI W	9,450	68.5	138	4000	>90	3,909	56	85	Yes	DALI	<25
2064899	CONTINUUM PLUS 3.9 940 ST OPAL D DALI EM W	9,450	74.5	127	4000	>90	3,909	56	85	Yes	DALI	<25
2064922	CONTINUUM PLUS 4.2 940 ST OPAL D DALI W	10,200	74	138	4000	>90	4,209	56	85	Yes	DALI	<25
2064923	CONTINUUM PLUS 4.2 940 ST OPAL D DALI EM W	10,200	80	128	4000	>90	4,209	56	85	Yes	DALI	<25
2064962	CONTINUUM PLUS 4.5 940 ST OPAL D DALI W	10,900	79	138	4000	>90	4,509	56	85	Yes	DALI	<25
2064963	CONTINUUM PLUS 4.5 940 ST OPAL D DALI EM W	10,900	85	128	4000	>90	4,509	56	85	Yes	DALI	<25
2065051	CONTINUUM PLUS 4.8 940 ST OPAL D DALI W	11,600	84	138	4000	>90	4,809	56	85	Yes	DALI	<25
2065052	CONTINUUM PLUS 4.8 940 ST OPAL D DALI EM W	11,600	90	129	4000	>90	4,809	56	85	Yes	DALI	<25
Linear - Black												
2064552	CONTINUUM PLUS 1.2 940 ST OPAL D DALI B	2,900	21	138	4000	>90	1,209	56	85	Yes	DALI	<25
2064556	CONTINUUM PLUS 1.2 940 ST OPAL D DALI EM B	2,900	24	121	4000	>90	1,209	56	85	Yes	DALI	<25
2064684	CONTINUUM PLUS 1.5 940 ST OPAL D DALI B	3,650	26.5	138	4000	>90	1,509	56	85	Yes	DALI	<25
2064685	CONTINUUM PLUS 1.5 940 ST OPAL D DALI EM B	3,650	29.5	124	4000	>90	1,509	56	85	Yes	DALI	<25
2064708	CONTINUUM PLUS 1.8 940 ST OPAL D DALI B	4,400	32	138	4000	>90	1,809	56	85	Yes	DALI	<25
2064709	CONTINUUM PLUS 1.8 940 ST OPAL D DALI EM B	4,400	35	126	4000	>90	1,809	56	85	Yes	DALI	<25
2064748	CONTINUUM PLUS 2.1 940 ST OPAL D DALI B	5,100	37	138	4000	>90	2,109	56	85	Yes	DALI	<25
2064749	CONTINUUM PLUS 2.1 940 ST OPAL D DALI EM B	5,100	40	128	4000	>90	2,109	56	85	Yes	DALI	<25
2064553	CONTINUUM PLUS 2.4 940 ST OPAL D DALI B	5,800	42	138	4000	>90	2,409	56	85	Yes	DALI	<25
2064557	CONTINUUM PLUS 2.4 940 ST OPAL D DALI EM B	5,800	45	129	4000	>90	2,409	56	85	Yes	DALI	<25
2064772	CONTINUUM PLUS 2.7 940 ST OPAL D DALI B	6,550	47.5	138	4000	>90	2,709	56	85	Yes	DALI	<25
2064773	CONTINUUM PLUS 2.7 940 ST OPAL D DALI EM B	6,550	50.5	130	4000	>90	2,709	56	85	Yes	DALI	<25
2064796	CONTINUUM PLUS 3.0 940 ST OPAL D DALI B	7,300	53	138	4000	>90	3,009	56	85	Yes	DALI	<25
2064797	CONTINUUM PLUS 3.0 940 ST OPAL D DALI EM B	7,300	56	130	4000	>90	3,009	56	85	Yes	DALI	<25
2064836	CONTINUUM PLUS 3.3 940 ST OPAL D DALI B	8,000	58	138	4000	>90	3,309	56	85	Yes	DALI	<25
2064837	CONTINUUM PLUS 3.3 940 ST OPAL D DALI EM B	8,000	61	131	4000	>90	3,309	56	85	Yes	DALI	<25
2064860	CONTINUUM PLUS 3.6 940 ST OPAL D DALI B	8,700	63	138	4000	>90	3,609	56	85	Yes	DALI	<25
2064861	CONTINUUM PLUS 3.6 940 ST OPAL D DALI EM B	8,700	69	126	4000	>90	3,609	56	85	Yes	DALI	<25
2064900	CONTINUUM PLUS 3.9 940 ST OPAL D DALI B	9,450	68.5	138	4000	>90	3,909	56	85	Yes	DALI	<25
2064901	CONTINUUM PLUS 3.9 940 ST OPAL D DALI EM B	9,450	74.5	127	4000	>90	3,909	56	85	Yes	DALI	<25
2064924	CONTINUUM PLUS 4.2 940 ST OPAL D DALI B	10,200	74	138	4000	>90	4,209	56	85	Yes	DALI	<25
2064925	CONTINUUM PLUS 4.2 940 ST OPAL D DALI EM B	10,200	80	128	4000	>90	4,209	56	85	Yes	DALI	<25
2064964	CONTINUUM PLUS 4.5 940 ST OPAL D DALI B	10,900	79	138	4000	>90	4,509	56	85	Yes	DALI	<25
2064965	CONTINUUM PLUS 4.5 940 ST OPAL D DALI EM B	10,900	85	128	4000	>90	4,509	56	85	Yes	DALI	<25
2065053	CONTINUUM PLUS 4.8 940 ST OPAL D DALI B	11,600	84	138	4000	>90	4,809	56	85	Yes	DALI	<25
2065054	CONTINUUM PLUS 4.8 940 ST OPAL D DALI EM B	11,600	90	129	4000	>90	4,809	56	85	Yes	DALI	<25

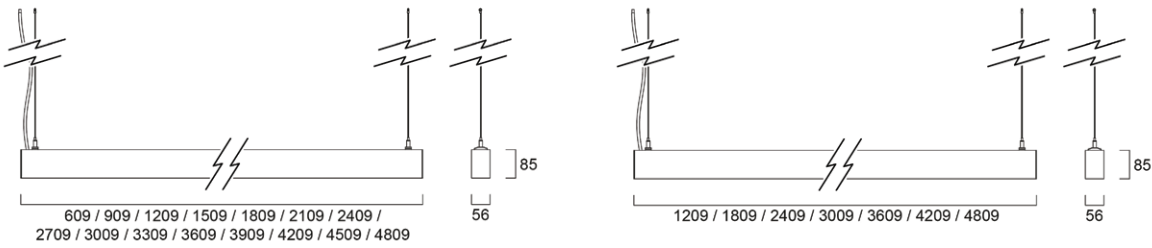
Continuum Plus - Standalone Direct and Direct/Indirect



Additional Images



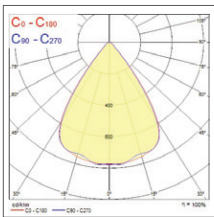
Dimensions (mm)



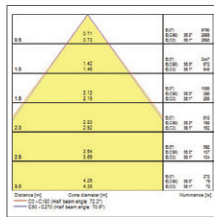
Standalone Trimless Direct

Standalone Trimless Direct/Indirect

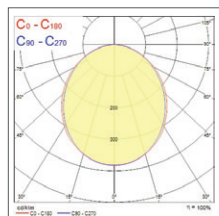
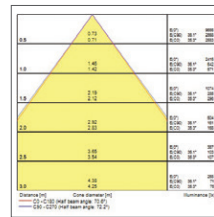
Photometric Data



UGR Direct



UGR Direct/Indirect



OPAL Direct



Continuum Plus - Continuous Trimless Direct and Direct/Indirect



Features

Continuous version of Continuum Plus range to build lighting system. Trimless aluminium body for ceiling recessed surface and pendant mounting. Available with either direct or direct/indirect light distribution.

- Trimless aluminium body in a length from 605 to 4805mm, increments of 300mm for direct and 600mm for D/I versions, 1290mm length in case of SylSmart® Connected (SSA03) products
- The luminaires are shipped without end-caps and diffuser, rolled diffuser to be ordered as separate item
- DALI dimmable or SylSmart® Connected enabled
- Either 100% downward or 60/40% D/I light distribution ratio
- Direct/indirect versions are available with two-channel DALI drivers for independent light control
- Colour rendering index, Ra >90
- 4000K (neutral white) CCT light source
- LED Colour consistency (initial MacAdam) between luminaires ≤3 SDCM
- IK03 impact resistance level
- IP20 ingress protection and IK03 impact protection
- Available with 3 hours LiFePO4 Emergency
- Electrical safety class I (EN 61140)
- High quality aluminium body with matte white (RAL9016) or Black (RAL9005) finishing colour
- Lifespan L80B50 93,000hrs

Product Information - Continuous Trimless Direct/Indirect UGR<19 Diffuser

Code	Description	Luminous Flux [lm]	Default fixture power [W]	Efficacy [lm/W]	CCT [K]	CRI	Length [mm]	Width [mm]	Height [mm]	Dimmable	Control Technology	UGR
Linear - White												
2064528	CONTINUUM PLUS 1.2 940 CO UGR DI DALI W	5,350	36	149	4000	>90	1,205	56	85	Yes	DALI	<19
2064536	CONTINUUM PLUS 1.2 940 CO UGR DI DALI EM W	5,350	39	137	4000	>90	1,205	56	85	Yes	DALI	<19
2064726	CONTINUUM PLUS 1.8 940 CO UGR DI DALI W	8,000	54	148	4000	>90	1,805	56	85	Yes	DALI	<19
2064727	CONTINUUM PLUS 1.8 940 CO UGR DI DALI EM W	8,000	57	140	4000	>90	1,805	56	85	Yes	DALI	<19
2064529	CONTINUUM PLUS 2.4 940 CO UGR DI DALI W	10,700	72	149	4000	>90	2,405	56	85	Yes	DALI	<19
2064537	CONTINUUM PLUS 2.4 940 CO UGR DI DALI EM W	10,700	75	143	4000	>90	2,405	56	85	Yes	DALI	<19
2064814	CONTINUUM PLUS 3.0 940 CO UGR DI DALI W	13,350	90	148	4000	>90	3,005	56	85	Yes	DALI	<19
2064815	CONTINUUM PLUS 3.0 940 CO UGR DI DALI EM W	13,350	93	144	4000	>90	3,005	56	85	Yes	DALI	<19
2064878	CONTINUUM PLUS 3.6 940 CO UGR DI DALI W	16,050	108	149	4000	>90	3,605	56	85	Yes	DALI	<19
2064879	CONTINUUM PLUS 3.6 940 CO UGR DI DALI EM W	16,050	114	141	4000	>90	3,605	56	85	Yes	DALI	<19
2064942	CONTINUUM PLUS 4.2 940 CO UGR DI DALI W	18,700	126	148	4000	>90	4,205	56	85	Yes	DALI	<19
2064943	CONTINUUM PLUS 4.2 940 CO UGR DI DALI EM W	18,700	132	142	4000	>90	4,205	56	85	Yes	DALI	<19
2065071	CONTINUUM PLUS 4.8 940 CO UGR DI DALI W	21,400	144	149	4000	>90	4,805	56	85	Yes	DALI	<19
2065072	CONTINUUM PLUS 4.8 940 CO UGR DI DALI EM W	21,400	150	143	4000	>90	4,805	56	85	Yes	DALI	<19
Linear - Black												
2064532	CONTINUUM PLUS 1.2 940 CO UGR DI DALI B	5,350	36	149	4000	>90	1,205	56	85	Yes	DALI	<19
2064540	CONTINUUM PLUS 1.2 940 CO UGR DI DALI EM B	5,350	39	137	4000	>90	1,205	56	85	Yes	DALI	<19
2064728	CONTINUUM PLUS 1.8 940 CO UGR DI DALI B	8,000	54	148	4000	>90	1,805	56	85	Yes	DALI	<19
2064729	CONTINUUM PLUS 1.8 940 CO UGR DI DALI EM B	8,000	57	140	4000	>90	1,805	56	85	Yes	DALI	<19
2064533	CONTINUUM PLUS 2.4 940 CO UGR DI DALI B	10,700	72	149	4000	>90	2,405	56	85	Yes	DALI	<19
2064541	CONTINUUM PLUS 2.4 940 CO UGR DI DALI EM B	10,700	75	143	4000	>90	2,405	56	85	Yes	DALI	<19
2064816	CONTINUUM PLUS 3.0 940 CO UGR DI DALI B	13,350	90	148	4000	>90	3,005	56	85	Yes	DALI	<19
2064817	CONTINUUM PLUS 3.0 940 CO UGR DI DALI EM B	13,350	93	144	4000	>90	3,005	56	85	Yes	DALI	<19
2064880	CONTINUUM PLUS 3.6 940 CO UGR DI DALI B	16,050	108	149	4000	>90	3,605	56	85	Yes	DALI	<19
2064881	CONTINUUM PLUS 3.6 940 CO UGR DI DALI EM B	16,050	114	141	4000	>90	3,605	56	85	Yes	DALI	<19
2064944	CONTINUUM PLUS 4.2 940 CO UGR DI DALI B	18,700	126	148	4000	>90	4,205	56	85	Yes	DALI	<19
2064945	CONTINUUM PLUS 4.2 940 CO UGR DI DALI EM B	18,700	132	142	4000	>90	4,205	56	85	Yes	DALI	<19
2065073	CONTINUUM PLUS 4.8 940 CO UGR DI DALI B	21,400	144	149	4000	>90	4,805	56	85	Yes	DALI	<19
2065074	CONTINUUM PLUS 4.8 940 CO UGR DI DALI EM B	21,400	150	143	4000	>90	4,805	56	85	Yes	DALI	<19
L-Corner												
2064612	CONTINUUM PLUS L-COR 940 UGR D DALI W	1,575	11.5	137	4000	>90	330x330	56	85	Yes	DALI	<19
2064613	CONTINUUM PLUS L-COR 940 UGR D DALI B	1,575	11.5	137	4000	>90	330x330	56	85	Yes	DALI	<19

Continuum Plus - Continuous Trimless Direct and Direct/Indirect



Product information - Continuous Trimless Direct UGR<19 Diffuser

Code	Description	Luminous Flux [lm]	Default fixture power [W]	Efficacy [lm/W]	CCT [K]	CRI	Length [mm]	Width [mm]	Height [mm]	Dimmable	Control Technology	UGR
Linear - White												
2064518	CONTINUUM PLUS 0.6 940 CO UGR D DALI W	1,575	11.5	137	4000	>90	605	56	85	Yes	DALI	<19
2064670	CONTINUUM PLUS 0.9 940 CO UGR D DALI W	2,400	16	150	4000	>90	905	56	85	Yes	DALI	<19
2064519	CONTINUUM PLUS 1.2 940 CO UGR D DALI W	3,150	21	150	4000	>90	1,205	56	85	Yes	DALI	<19
2064524	CONTINUUM PLUS 1.2 940 CO UGR D DALI EM W	3,150	24	131	4000	>90	1,205	56	85	Yes	DALI	<19
2064686	CONTINUUM PLUS 1.5 940 CO UGR D DALI W	3,950	26.5	149	4000	>90	1,505	56	85	Yes	DALI	<19
2064687	CONTINUUM PLUS 1.5 940 CO UGR D DALI EM W	3,950	29.5	134	4000	>90	1,505	56	85	Yes	DALI	<19
2064718	CONTINUUM PLUS 1.8 940 CO UGR D DALI W	4,800	32	150	4000	>90	1,805	56	85	Yes	DALI	<19
2064719	CONTINUUM PLUS 1.8 940 CO UGR D DALI EM W	4,800	35	137	4000	>90	1,805	56	85	Yes	DALI	<19
2064750	CONTINUUM PLUS 2.1 940 CO UGR D DALI W	5,550	37	150	4000	>90	2,105	56	85	Yes	DALI	<19
2064751	CONTINUUM PLUS 2.1 940 CO UGR D DALI EM W	5,550	40	139	4000	>90	2,105	56	85	Yes	DALI	<19
2064520	CONTINUUM PLUS 2.4 940 CO UGR D DALI W	6,300	42	150	4000	>90	2,405	56	85	Yes	DALI	<19
2064525	CONTINUUM PLUS 2.4 940 CO UGR D DALI EM W	6,300	45	140	4000	>90	2,405	56	85	Yes	DALI	<19
2064774	CONTINUUM PLUS 2.7 940 CO UGR D DALI W	7,100	47.5	149	4000	>90	2,705	56	85	Yes	DALI	<19
2064775	CONTINUUM PLUS 2.7 940 CO UGR D DALI EM W	7,100	50.5	141	4000	>90	2,705	56	85	Yes	DALI	<19
2064806	CONTINUUM PLUS 3.0 940 CO UGR D DALI W	7,950	53	150	4000	>90	3,005	56	85	Yes	DALI	<19
2064807	CONTINUUM PLUS 3.0 940 CO UGR D DALI EM W	7,950	56	142	4000	>90	3,005	56	85	Yes	DALI	<19
2064838	CONTINUUM PLUS 3.3 940 CO UGR D DALI W	8,700	58	150	4000	>90	3,305	56	85	Yes	DALI	<19
2064839	CONTINUUM PLUS 3.3 940 CO UGR D DALI EM W	8,700	61	143	4000	>90	3,305	56	85	Yes	DALI	<19
2064870	CONTINUUM PLUS 3.6 940 CO UGR D DALI W	9,450	63	150	4000	>90	3,605	56	85	Yes	DALI	<19
2064871	CONTINUUM PLUS 3.6 940 CO UGR D DALI EM W	9,450	69	137	4000	>90	3,605	56	85	Yes	DALI	<19
2064902	CONTINUUM PLUS 3.9 940 CO UGR D DALI W	10,250	68.5	150	4000	>90	3,905	56	85	Yes	DALI	<19
2064903	CONTINUUM PLUS 3.9 940 CO UGR D DALI EM W	10,250	74.5	138	4000	>90	3,905	56	85	Yes	DALI	<19
2064934	CONTINUUM PLUS 4.2 940 CO UGR D DALI W	11,100	74	150	4000	>90	4,205	56	85	Yes	DALI	<19
2064935	CONTINUUM PLUS 4.2 940 CO UGR D DALI EM W	11,100	80	139	4000	>90	4,205	56	85	Yes	DALI	<19
2064966	CONTINUUM PLUS 4.5 940 CO UGR D DALI W	11,850	79	150	4000	>90	4,505	56	85	Yes	DALI	<19
2064967	CONTINUUM PLUS 4.5 940 CO UGR D DALI EM W	11,850	85	139	4000	>90	4,505	56	85	Yes	DALI	<19
2065063	CONTINUUM PLUS 4.8 940 CO UGR D DALI W	12,600	84	150	4000	>90	4,805	56	85	Yes	DALI	<19
2065064	CONTINUUM PLUS 4.8 940 CO UGR D DALI EM W	12,600	90	140	4000	>90	4,805	56	85	Yes	DALI	<19
Linear - Black												
2064521	CONTINUUM PLUS 0.6 940 CO UGR D DALI B	1,575	11.5	137	4000	>90	605	56	85	Yes	DALI	<19
2064671	CONTINUUM PLUS 0.9 940 CO UGR D DALI B	2,400	16	150	4000	>90	905	56	85	Yes	DALI	<19
2064522	CONTINUUM PLUS 1.2 940 CO UGR D DALI B	3,150	21	150	4000	>90	1,205	56	85	Yes	DALI	<19
2064526	CONTINUUM PLUS 1.2 940 CO UGR D DALI EM B	3,150	24	131	4000	>90	1,205	56	85	Yes	DALI	<19
2064688	CONTINUUM PLUS 1.5 940 CO UGR D DALI B	3,950	26.5	149	4000	>90	1,505	56	85	Yes	DALI	<19
2064689	CONTINUUM PLUS 1.5 940 CO UGR D DALI EM B	3,950	29.5	134	4000	>90	1,505	56	85	Yes	DALI	<19
2064720	CONTINUUM PLUS 1.8 940 CO UGR D DALI B	4,800	32	150	4000	>90	1,805	56	85	Yes	DALI	<19
2064721	CONTINUUM PLUS 1.8 940 CO UGR D DALI EM B	4,800	35	137	4000	>90	1,805	56	85	Yes	DALI	<19
2064752	CONTINUUM PLUS 2.1 940 CO UGR D DALI B	5,550	37	150	4000	>90	2,105	56	85	Yes	DALI	<19
2064753	CONTINUUM PLUS 2.1 940 CO UGR D DALI EM B	5,550	40	139	4000	>90	2,105	56	85	Yes	DALI	<19
2064523	CONTINUUM PLUS 2.4 940 CO UGR D DALI B	6,300	42	150	4000	>90	2,405	56	85	Yes	DALI	<19
2064527	CONTINUUM PLUS 2.4 940 CO UGR D DALI EM B	6,300	45	140	4000	>90	2,405	56	85	Yes	DALI	<19
2064776	CONTINUUM PLUS 2.7 940 CO UGR D DALI B	7,100	47.5	149	4000	>90	2,705	56	85	Yes	DALI	<19
2064777	CONTINUUM PLUS 2.7 940 CO UGR D DALI EM B	7,100	50.5	141	4000	>90	2,705	56	85	Yes	DALI	<19
2064808	CONTINUUM PLUS 3.0 940 CO UGR D DALI B	7,950	53	150	4000	>90	3,005	56	85	Yes	DALI	<19
2064809	CONTINUUM PLUS 3.0 940 CO UGR D DALI EM B	7,950	56	142	4000	>90	3,005	56	85	Yes	DALI	<19
2064840	CONTINUUM PLUS 3.3 940 CO UGR D DALI B	8,700	58	150	4000	>90	3,305	56	85	Yes	DALI	<19
2064841	CONTINUUM PLUS 3.3 940 CO UGR D DALI EM B	8,700	61	143	4000	>90	3,305	56	85	Yes	DALI	<19
2064872	CONTINUUM PLUS 3.6 940 CO UGR D DALI B	9,450	63	150	4000	>90	3,605	56	85	Yes	DALI	<19
2064873	CONTINUUM PLUS 3.6 940 CO UGR D DALI EM B	9,450	69	137	4000	>90	3,605	56	85	Yes	DALI	<19
2064904	CONTINUUM PLUS 3.9 940 CO UGR D DALI B	10,250	68.5	150	4000	>90	3,905	56	85	Yes	DALI	<19
2064905	CONTINUUM PLUS 3.9 940 CO UGR D DALI EM B	10,250	74.5	138	4000	>90	3,905	56	85	Yes	DALI	<19
2064936	CONTINUUM PLUS 4.2 940 CO UGR D DALI B	11,100	74	150	4000	>90	4,205	56	85	Yes	DALI	<19
2064937	CONTINUUM PLUS 4.2 940 CO UGR D DALI EM B	11,100	80	139	4000	>90	4,205	56	85	Yes	DALI	<19
2064968	CONTINUUM PLUS 4.5 940 CO UGR D DALI B	11,850	79	150	4000	>90	4,505	56	85	Yes	DALI	<19
2064969	CONTINUUM PLUS 4.5 940 CO UGR D DALI EM B	11,850	85	139	4000	>90	4,505	56	85	Yes	DALI	<19
2065065	CONTINUUM PLUS 4.8 940 CO UGR D DALI B	12,600	84	150	4000	>90	4,805	56	85	Yes	DALI	<19
2065066	CONTINUUM PLUS 4.8 940 CO UGR D DALI EM B	12,600	90	140	4000	>90	4,805	56	85	Yes	DALI	<19
L-Corner												
2064612	CONTINUUM PLUS L-COR 940 UGR D DALI W	1,575	11.5	137	4000	>90	330x330	56	85	Yes	DALI	<19
2064613	CONTINUUM PLUS L-COR 940 UGR D DALI B	1,575	11.5	137	4000	>90	330x330	56	85	Yes	DALI	<19

Continuum Plus - Continuous Trimless Direct and Direct/Indirect



Product Information - Continuous Trimless Direct/Indirect Opal Diffuser

Code	Description	Luminous Flux [lm]	Default fixture power [W]	Efficacy [lm/W]	CCT [K]	CRI	Length [mm]	Width [mm]	Height [mm]	Dimmable	Control Technology	UGR
Linear - White												
2064578	CONTINUUM PLUS 1.2 940 CO OPAL DI DALI W	5,100	36	142	4000	>90	1,205	56	85	Yes	DALI	<25
2064586	CONTINUUM PLUS 1.2 940 CO OPAL DI DALI EM W	5,100	39	131	4000	>90	1,205	56	85	Yes	DALI	<25
2064730	CONTINUUM PLUS 1.8 940 CO OPAL DI DALI W	7,650	54	142	4000	>90	1,805	56	85	Yes	DALI	<25
2064731	CONTINUUM PLUS 1.8 940 CO OPAL DI DALI EM W	7,650	57	134	4000	>90	1,805	56	85	Yes	DALI	<25
2064579	CONTINUUM PLUS 2.4 940 CO OPAL DI DALI W	10,200	72	142	4000	>90	2,405	56	85	Yes	DALI	<25
2064587	CONTINUUM PLUS 2.4 940 CO OPAL DI DALI EM W	10,200	75	136	4000	>90	2,405	56	85	Yes	DALI	<25
2064818	CONTINUUM PLUS 3.0 940 CO OPAL DI DALI W	12,750	90	142	4000	>90	3,005	56	85	Yes	DALI	<25
2064819	CONTINUUM PLUS 3.0 940 CO OPAL DI DALI EM W	12,750	93	137	4000	>90	3,005	56	85	Yes	DALI	<25
2064882	CONTINUUM PLUS 3.6 940 CO OPAL DI DALI W	15,300	108	142	4000	>90	3,605	56	85	Yes	DALI	<25
2064883	CONTINUUM PLUS 3.6 940 CO OPAL DI DALI EM W	15,300	114	134	4000	>90	3,605	56	85	Yes	DALI	<25
2064946	CONTINUUM PLUS 4.2 940 CO OPAL DI DALI W	17,850	126	142	4000	>90	4,205	56	85	Yes	DALI	<25
2064947	CONTINUUM PLUS 4.2 940 CO OPAL DI DALI EM W	17,850	132	135	4000	>90	4,205	56	85	Yes	DALI	<25
2065075	CONTINUUM PLUS 4.8 940 CO OPAL DI DALI W	20,400	144	142	4000	>90	4,805	56	85	Yes	DALI	<25
2065076	CONTINUUM PLUS 4.8 940 CO OPAL DI DALI EM W	20,400	150	136	4000	>90	4,805	56	85	Yes	DALI	<25
Linear - Black												
2064582	CONTINUUM PLUS 1.2 940 CO OPAL DI DALI B	5,100	36	142	4000	>90	1,205	56	85	Yes	DALI	<25
2064590	CONTINUUM PLUS 1.2 940 CO OPAL DI DALI EM B	5,100	39	131	4000	>90	1,205	56	85	Yes	DALI	<25
2064732	CONTINUUM PLUS 1.8 940 CO OPAL DI DALI B	7,650	54	142	4000	>90	1,805	56	85	Yes	DALI	<25
2064733	CONTINUUM PLUS 1.8 940 CO OPAL DI DALI EM B	7,650	57	134	4000	>90	1,805	56	85	Yes	DALI	<25
2064583	CONTINUUM PLUS 2.4 940 CO OPAL DI DALI B	10,200	72	142	4000	>90	2,405	56	85	Yes	DALI	<25
2064591	CONTINUUM PLUS 2.4 940 CO OPAL DI DALI EM B	10,200	75	136	4000	>90	2,405	56	85	Yes	DALI	<25
2064820	CONTINUUM PLUS 3.0 940 CO OPAL DI DALI B	12,750	90	142	4000	>90	3,005	56	85	Yes	DALI	<25
2064821	CONTINUUM PLUS 3.0 940 CO OPAL DI DALI EM B	12,750	93	137	4000	>90	3,005	56	85	Yes	DALI	<25
2064884	CONTINUUM PLUS 3.6 940 CO OPAL DI DALI B	15,300	108	142	4000	>90	3,605	56	85	Yes	DALI	<25
2064885	CONTINUUM PLUS 3.6 940 CO OPAL DI DALI EM B	15,300	114	134	4000	>90	3,605	56	85	Yes	DALI	<25
2064948	CONTINUUM PLUS 4.2 940 CO OPAL DI DALI B	17,850	126	142	4000	>90	4,205	56	85	Yes	DALI	<25
2064949	CONTINUUM PLUS 4.2 940 CO OPAL DI DALI EM B	17,850	132	135	4000	>90	4,205	56	85	Yes	DALI	<25
2065077	CONTINUUM PLUS 4.8 940 CO OPAL DI DALI B	20,400	144	142	4000	>90	4,805	56	85	Yes	DALI	<25
2065078	CONTINUUM PLUS 4.8 940 CO OPAL DI DALI EM B	20,400	150	136	4000	>90	4,805	56	85	Yes	DALI	<25
L-Corner												
2064608	CONTINUUM PLUS L-COR 940 OPAL D DALI W	1,450	11.5	126	4000	>90	330x330	56	85	Yes	DALI	<25
2064609	CONTINUUM PLUS L-COR 940 OPAL D DALI B	1,450	11.5	126	4000	>90	330x330	56	85	Yes	DALI	<25

Continuum Plus - Continuous Trimless Direct and Direct/Indirect



Product Information - Continuous Trimless Direct Opal Diffuser

Code	Description	Luminous Flux [lm]	Default fixture power [W]	Efficacy [lm/W]	CCT [K]	CRI	Length [mm]	Width [mm]	Height [mm]	Dimmable	Control Technology	UGR
Linear - White												
2064568	CONTINUUM PLUS 0.6 940 CO OPAL D DALI W	1,450	11.5	126	4000	>90	605	56	85	Yes	DALI	<25
2064672	CONTINUUM PLUS 0.9 940 CO OPAL D DALI W	2,200	16	138	4000	>90	905	56	85	Yes	DALI	<25
2064569	CONTINUUM PLUS 1.2 940 CO OPAL D DALI W	2,900	21	138	4000	>90	1,205	56	85	Yes	DALI	<25
2064574	CONTINUUM PLUS 1.2 940 CO OPAL D DALI EM W	2,900	24	121	4000	>90	1,205	56	85	Yes	DALI	<25
2064690	CONTINUUM PLUS 1.5 940 CO OPAL D DALI W	3,650	26.5	138	4000	>90	1,505	56	85	Yes	DALI	<25
2064691	CONTINUUM PLUS 1.5 940 CO OPAL D DALI EM W	3,650	29.5	124	4000	>90	1,505	56	85	Yes	DALI	<25
2064722	CONTINUUM PLUS 1.8 940 CO OPAL D DALI W	4,400	32	138	4000	>90	1,805	56	85	Yes	DALI	<25
2064723	CONTINUUM PLUS 1.8 940 CO OPAL D DALI EM W	4,400	35	126	4000	>90	1,805	56	85	Yes	DALI	<25
2064754	CONTINUUM PLUS 2.1 940 CO OPAL D DALI W	5,100	37	138	4000	>90	2,105	56	85	Yes	DALI	<25
2064755	CONTINUUM PLUS 2.1 940 CO OPAL D DALI EM W	5,100	40	128	4000	>90	2,105	56	85	Yes	DALI	<25
2064570	CONTINUUM PLUS 2.4 940 CO OPAL D DALI W	5,800	42	138	4000	>90	2,405	56	85	Yes	DALI	<25
2064575	CONTINUUM PLUS 2.4 940 CO OPAL D DALI EM W	5,800	45	129	4000	>90	2,405	56	85	Yes	DALI	<25
2064778	CONTINUUM PLUS 2.7 940 CO OPAL D DALI W	6,550	47.5	138	4000	>90	2,705	56	85	Yes	DALI	<25
2064779	CONTINUUM PLUS 2.7 940 CO OPAL D DALI EM W	6,550	50.5	130	4000	>90	2,705	56	85	Yes	DALI	<25
2064810	CONTINUUM PLUS 3.0 940 CO OPAL D DALI W	7,300	53	138	4000	>90	3,005	56	85	Yes	DALI	<25
2064811	CONTINUUM PLUS 3.0 940 CO OPAL D DALI EM W	7,300	56	130	4000	>90	3,005	56	85	Yes	DALI	<25
2064842	CONTINUUM PLUS 3.3 940 CO OPAL D DALI W	8,000	58	138	4000	>90	3,305	56	85	Yes	DALI	<25
2064843	CONTINUUM PLUS 3.3 940 CO OPAL D DALI EM W	8,000	61	131	4000	>90	3,305	56	85	Yes	DALI	<25
2064874	CONTINUUM PLUS 3.6 940 CO OPAL D DALI W	8,700	63	138	4000	>90	3,605	56	85	Yes	DALI	<25
2064875	CONTINUUM PLUS 3.6 940 CO OPAL D DALI EM W	8,700	69	126	4000	>90	3,605	56	85	Yes	DALI	<25
2064906	CONTINUUM PLUS 3.9 940 CO OPAL D DALI W	9,450	68.5	138	4000	>90	3,905	56	85	Yes	DALI	<25
2064907	CONTINUUM PLUS 3.9 940 CO OPAL D DALI EM W	9,450	74.5	127	4000	>90	3,905	56	85	Yes	DALI	<25
2064938	CONTINUUM PLUS 4.2 940 CO OPAL D DALI W	10,200	74	138	4000	>90	4,205	56	85	Yes	DALI	<25
2064939	CONTINUUM PLUS 4.2 940 CO OPAL D DALI EM W	10,200	80	128	4000	>90	4,205	56	85	Yes	DALI	<25
2064970	CONTINUUM PLUS 4.5 940 CO OPAL D DALI W	10,900	79	138	4000	>90	4,505	56	85	Yes	DALI	<25
2064971	CONTINUUM PLUS 4.5 940 CO OPAL D DALI EM W	10,900	85	128	4000	>90	4,505	56	85	Yes	DALI	<25
2065067	CONTINUUM PLUS 4.8 940 CO OPAL D DALI W	11,600	84	138	4000	>90	4,805	56	85	Yes	DALI	<25
2065068	CONTINUUM PLUS 4.8 940 CO OPAL D DALI EM W	11,600	90	129	4000	>90	4,805	56	85	Yes	DALI	<25

Continuum Plus - Continuous Trimless Direct and Direct/Indirect



Product Information - Continuous Trimless Direct Opal Diffuser

Code	Description	Luminous Flux [lm]	Default fixture power [W]	Efficacy [lm/W]	CCT [K]	CRI	Length [mm]	Width [mm]	Height [mm]	Dimmable	Control Technology	UGR
Linear - Black												
2064571	CONTINUUM PLUS 0.6 940 CO OPAL D DALI B	1,450	11.5	126	4000	>90	605	56	85	Yes	DALI	<25
2064673	CONTINUUM PLUS 0.9 940 CO OPAL D DALI B	2,200	16	138	4000	>90	905	56	85	Yes	DALI	<25
2064572	CONTINUUM PLUS 1.2 940 CO OPAL D DALI B	2,900	21	138	4000	>90	1,205	56	85	Yes	DALI	<25
2064576	CONTINUUM PLUS 1.2 940 CO OPAL D DALI EM B	2,900	24	121	4000	>90	1,205	56	85	Yes	DALI	<25
2064692	CONTINUUM PLUS 1.5 940 CO OPAL D DALI B	3,650	26.5	138	4000	>90	1,505	56	85	Yes	DALI	<25
2064693	CONTINUUM PLUS 1.5 940 CO OPAL D DALI EM B	3,650	29.5	124	4000	>90	1,505	56	85	Yes	DALI	<25
2064724	CONTINUUM PLUS 1.8 940 CO OPAL D DALI B	4,400	32	138	4000	>90	1,805	56	85	Yes	DALI	<25
2064725	CONTINUUM PLUS 1.8 940 CO OPAL D DALI EM B	4,400	35	126	4000	>90	1,805	56	85	Yes	DALI	<25
2064756	CONTINUUM PLUS 2.1 940 CO OPAL D DALI B	5,100	37	138	4000	>90	2,105	56	85	Yes	DALI	<25
2064757	CONTINUUM PLUS 2.1 940 CO OPAL D DALI EM B	5,100	40	128	4000	>90	2,105	56	85	Yes	DALI	<25
2064573	CONTINUUM PLUS 2.4 940 CO OPAL D DALI B	5,800	42	138	4000	>90	2,405	56	85	Yes	DALI	<25
2064577	CONTINUUM PLUS 2.4 940 CO OPAL D DALI EM B	5,800	45	129	4000	>90	2,405	56	85	Yes	DALI	<25
2064780	CONTINUUM PLUS 2.7 940 CO OPAL D DALI B	6,550	47.5	138	4000	>90	2,705	56	85	Yes	DALI	<25
2064781	CONTINUUM PLUS 2.7 940 CO OPAL D DALI EM B	6,550	50.5	130	4000	>90	2,705	56	85	Yes	DALI	<25
2064812	CONTINUUM PLUS 3.0 940 CO OPAL D DALI B	7,300	53	138	4000	>90	3,005	56	85	Yes	DALI	<25
2064813	CONTINUUM PLUS 3.0 940 CO OPAL D DALI EM B	7,300	56	130	4000	>90	3,005	56	85	Yes	DALI	<25
2064844	CONTINUUM PLUS 3.3 940 CO OPAL D DALI B	8,000	58	138	4000	>90	3,305	56	85	Yes	DALI	<25
2064845	CONTINUUM PLUS 3.3 940 CO OPAL D DALI EM B	8,000	61	131	4000	>90	3,305	56	85	Yes	DALI	<25
2064876	CONTINUUM PLUS 3.6 940 CO OPAL D DALI B	8,700	63	138	4000	>90	3,605	56	85	Yes	DALI	<25
2064877	CONTINUUM PLUS 3.6 940 CO OPAL D DALI EM B	8,700	69	126	4000	>90	3,605	56	85	Yes	DALI	<25
2064908	CONTINUUM PLUS 3.9 940 CO OPAL D DALI B	9,450	68.5	138	4000	>90	3,905	56	85	Yes	DALI	<25
2064909	CONTINUUM PLUS 3.9 940 CO OPAL D DALI EM B	9,450	74.5	127	4000	>90	3,905	56	85	Yes	DALI	<25
2064940	CONTINUUM PLUS 4.2 940 CO OPAL D DALI B	10,200	74	138	4000	>90	4,205	56	85	Yes	DALI	<25
2064941	CONTINUUM PLUS 4.2 940 CO OPAL D DALI EM B	10,200	80	128	4000	>90	4,205	56	85	Yes	DALI	<25
2064972	CONTINUUM PLUS 4.5 940 CO OPAL D DALI B	10,900	79	138	4000	>90	4,505	56	85	Yes	DALI	<25
2064973	CONTINUUM PLUS 4.5 940 CO OPAL D DALI EM B	10,900	85	128	4000	>90	4,505	56	85	Yes	DALI	<25
2065069	CONTINUUM PLUS 4.8 940 CO OPAL D DALI B	11,600	84	138	4000	>90	4,805	56	85	Yes	DALI	<25
2065070	CONTINUUM PLUS 4.8 940 CO OPAL D DALI EM B	11,600	90	129	4000	>90	4,805	56	85	Yes	DALI	<25
L-Corner												
2064608	CONTINUUM PLUS L-COR 940 OPAL D DALI W	1,450	11.5	126	4000	>90	330x330	56	85	Yes	DALI	<25
2064609	CONTINUUM PLUS L-COR 940 OPAL D DALI B	1,450	11.5	126	4000	>90	330x330	56	85	Yes	DALI	<25

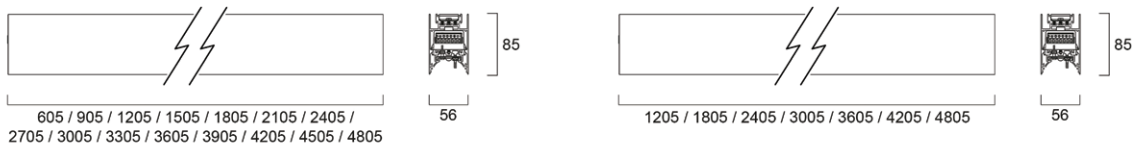
Continuum Plus - Continuous Trimless Direct and Direct/Indirect



Additional Images

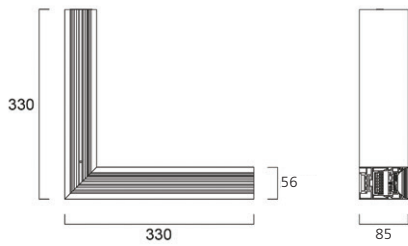


Dimensions (mm)

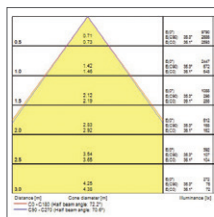
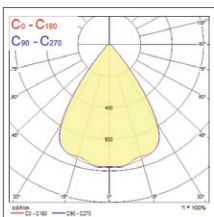


Continuous Trimless Direct

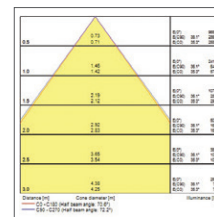
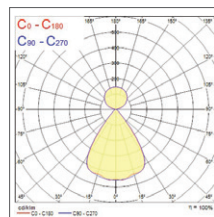
Continuous Trimless Direct/Indirect




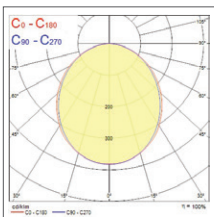
Photometric Data



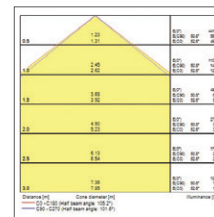
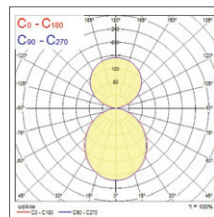
UGR Direct



UGR Direct/Indirect



OPAL Direct



OPAL Direct/Indirect

Continuum Plus - Continuous Trim Direct



Features

Continuous version of Continuum Plus range to build lighting system. Aluminium body with trim for ceiling recessed installation.

- Trim aluminum body in a length from 605 to 4805mm, increments of 300mm, 1294mm length in case of SylSmart® Connected (SSA03) versions
- The luminaires are shipped without end-caps and diffuser, rolled diffuser to be ordered as separate item
- DALI dimmable or SylSmart® Connected enabled
- Colour rendering index, Ra >90
- 4000K (neutral white) CCT light source
- Available with opal or with UGR<19 prismatic diffuser for office areas and environments with computer screens in accordance with EN 12464-1
- LED Colour consistency (initial MacAdam) between luminaires ≤3 SDCM
- IK03 impact resistance level
- IP20 ingress protection
- Available with 3 hours LiFePO4 Emergency
- Electrical safety class I (EN 61140)
- High quality aluminium body with matte white (RAL9016) or Black (RAL9005) finishing colour
- Lifespan L80B50 93,000hrs

Product Information - Continuous Trim UGR<19 Diffuser

Code	Description	Luminous Flux [lm]	Default fixture power [W]	Efficacy [lm/W]	CCT [K]	CRI	Length [mm]	Width [mm]	Height [mm]	Dimmable	Control Technology	UGR
Linear - White												
2064508	CONTINUUM PLUS TR 0.6 940 CO UGR D DALI W	1,575	11.5	137	4000	>90	605	80	85	Yes	DALI	<19
2064674	CONTINUUM PLUS TR 0.9 940 CO UGR D DALI W	2,400	16	150	4000	>90	905	80	85	Yes	DALI	<19
2064509	CONTINUUM PLUS TR 1.2 940 CO UGR D DALI W	3,150	21	150	4000	>90	1,205	80	85	Yes	DALI	<19
2064514	CONTINUUM PLUS TR 1.2 940 CO UGR D DALI EM W	3,150	24	131	4000	>90	1,205	80	85	Yes	DALI	<19
2064694	CONTINUUM PLUS TR 1.5 940 CO UGR D DALI W	3,950	26.5	149	4000	>90	1,505	80	85	Yes	DALI	<19
2064695	CONTINUUM PLUS TR 1.5 940 CO UGR D DALI EM W	3,950	29.5	134	4000	>90	1,505	80	85	Yes	DALI	<19
2064734	CONTINUUM PLUS TR 1.8 940 CO UGR D DALI W	4,800	32	150	4000	>90	1,805	80	85	Yes	DALI	<19
2064735	CONTINUUM PLUS TR 1.8 940 CO UGR D DALI EM W	4,800	35	137	4000	>90	1,805	80	85	Yes	DALI	<19
2064758	CONTINUUM PLUS TR 2.1 940 CO UGR D DALI W	5,550	37	150	4000	>90	2,105	80	85	Yes	DALI	<19
2064759	CONTINUUM PLUS TR 2.1 940 CO UGR D DALI EM W	5,550	40	139	4000	>90	2,105	80	85	Yes	DALI	<19
2064510	CONTINUUM PLUS TR 2.4 940 CO UGR D DALI W	6,300	42	150	4000	>90	2,405	80	85	Yes	DALI	<19
2064515	CONTINUUM PLUS TR 2.4 940 CO UGR D DALI EM W	6,300	45	140	4000	>90	2,405	80	85	Yes	DALI	<19
2064782	CONTINUUM PLUS TR 2.7 940 CO UGR D DALI W	7,100	47.5	149	4000	>90	2,705	80	85	Yes	DALI	<19
2064783	CONTINUUM PLUS TR 2.7 940 CO UGR D DALI EM W	7,100	50.5	141	4000	>90	2,705	80	85	Yes	DALI	<19
2064822	CONTINUUM PLUS TR 3.0 940 CO UGR D DALI W	7,950	53	150	4000	>90	3,005	80	85	Yes	DALI	<19
2064823	CONTINUUM PLUS TR 3.0 940 CO UGR D DALI EM W	7,950	56	142	4000	>90	3,005	80	85	Yes	DALI	<19
2064846	CONTINUUM PLUS TR 3.3 940 CO UGR D DALI W	8,700	58	150	4000	>90	3,305	80	85	Yes	DALI	<19
2064847	CONTINUUM PLUS TR 3.3 940 CO UGR D DALI EM W	8,700	61	143	4000	>90	3,305	80	85	Yes	DALI	<19
2064886	CONTINUUM PLUS TR 3.6 940 CO UGR D DALI W	9,450	63	150	4000	>90	3,605	80	85	Yes	DALI	<19
2064887	CONTINUUM PLUS TR 3.6 940 CO UGR D DALI EM W	9,450	69	137	4000	>90	3,605	80	85	Yes	DALI	<19
2064910	CONTINUUM PLUS TR 3.9 940 CO UGR D DALI W	10,250	68.5	150	4000	>90	3,905	80	85	Yes	DALI	<19
2064911	CONTINUUM PLUS TR 3.9 940 CO UGR D DALI EM W	10,250	74.5	138	4000	>90	3,905	80	85	Yes	DALI	<19
2064950	CONTINUUM PLUS TR 4.2 940 CO UGR D DALI W	11,100	74	150	4000	>90	4,205	80	85	Yes	DALI	<19
2064951	CONTINUUM PLUS TR 4.2 940 CO UGR D DALI EM W	11,100	80	139	4000	>90	4,205	80	85	Yes	DALI	<19
2064974	CONTINUUM PLUS TR 4.5 940 CO UGR D DALI W	11,850	79	150	4000	>90	4,505	80	85	Yes	DALI	<19
2064975	CONTINUUM PLUS TR 4.5 940 CO UGR D DALI EM W	11,850	85	139	4000	>90	4,505	80	85	Yes	DALI	<19
2065079	CONTINUUM PLUS TR 4.8 940 CO UGR D DALI W	12,600	84	150	4000	>90	4,805	80	85	Yes	DALI	<19
2065080	CONTINUUM PLUS TR 4.8 940 CO UGR D DALI EM W	12,600	90	140	4000	>90	4,805	80	85	Yes	DALI	<19

Continuum Plus - Continuous Trim Direct



Product Information - Continuous Trim UGR<19 Diffuser

Code	Description	Luminous Flux [lm]	Default fixture power [W]	Efficacy [lm/W]	CCT [K]	CRI	Length [mm]	Width [mm]	Height [mm]	Dimmable	Control Technology	UGR
Linear - Black												
2064511	CONTINUUM PLUS TR 0.6 940 CO UGR D DALI B	1,575	11.5	137	4000	>90	605	80	85	Yes	DALI	<19
2064675	CONTINUUM PLUS TR 0.9 940 CO UGR D DALI B	2,400	16	150	4000	>90	905	80	85	Yes	DALI	<19
2064512	CONTINUUM PLUS TR 1.2 940 CO UGR D DALI B	3,150	21	150	4000	>90	1,205	80	85	Yes	DALI	<19
2064516	CONTINUUM PLUS TR 1.2 940 CO UGR D DALI EM B	3,150	24	131	4000	>90	1,205	80	85	Yes	DALI	<19
2064696	CONTINUUM PLUS TR 1.5 940 CO UGR D DALI B	3,950	26.5	149	4000	>90	1,505	80	85	Yes	DALI	<19
2064697	CONTINUUM PLUS TR 1.5 940 CO UGR D DALI EM B	3,950	29.5	134	4000	>90	1,505	80	85	Yes	DALI	<19
2064736	CONTINUUM PLUS TR 1.8 940 CO UGR D DALI B	4,800	32	150	4000	>90	1,805	80	85	Yes	DALI	<19
2064737	CONTINUUM PLUS TR 1.8 940 CO UGR D DALI EM B	4,800	35	137	4000	>90	1,805	80	85	Yes	DALI	<19
2064760	CONTINUUM PLUS TR 2.1 940 CO UGR D DALI B	5,550	37	150	4000	>90	2,105	80	85	Yes	DALI	<19
2064761	CONTINUUM PLUS TR 2.1 940 CO UGR D DALI EM B	5,550	40	139	4000	>90	2,105	80	85	Yes	DALI	<19
2064513	CONTINUUM PLUS TR 2.4 940 CO UGR D DALI B	6,300	42	150	4000	>90	2,405	80	85	Yes	DALI	<19
2064517	CONTINUUM PLUS TR 2.4 940 CO UGR D DALI EM B	6,300	45	140	4000	>90	2,405	80	85	Yes	DALI	<19
2064784	CONTINUUM PLUS TR 2.7 940 CO UGR D DALI B	7,100	47.5	149	4000	>90	2,705	80	85	Yes	DALI	<19
2064785	CONTINUUM PLUS TR 2.7 940 CO UGR D DALI EM B	7,100	50.5	141	4000	>90	2,705	80	85	Yes	DALI	<19
2064824	CONTINUUM PLUS TR 3.0 940 CO UGR D DALI B	7,950	53	150	4000	>90	3,005	80	85	Yes	DALI	<19
2064825	CONTINUUM PLUS TR 3.0 940 CO UGR D DALI EM B	7,950	56	142	4000	>90	3,005	80	85	Yes	DALI	<19
2064848	CONTINUUM PLUS TR 3.3 940 CO UGR D DALI B	8,700	58	150	4000	>90	3,305	80	85	Yes	DALI	<19
2064849	CONTINUUM PLUS TR 3.3 940 CO UGR D DALI EM B	8,700	61	143	4000	>90	3,305	80	85	Yes	DALI	<19
2064888	CONTINUUM PLUS TR 3.6 940 CO UGR D DALI B	9,450	63	150	4000	>90	3,605	80	85	Yes	DALI	<19
2064889	CONTINUUM PLUS TR 3.6 940 CO UGR D DALI EM B	9,450	69	137	4000	>90	3,605	80	85	Yes	DALI	<19
2064912	CONTINUUM PLUS TR 3.9 940 CO UGR D DALI B	10,250	68.5	150	4000	>90	3,905	80	85	Yes	DALI	<19
2064913	CONTINUUM PLUS TR 3.9 940 CO UGR D DALI EM B	10,250	74.5	138	4000	>90	3,905	80	85	Yes	DALI	<19
2064952	CONTINUUM PLUS TR 4.2 940 CO UGR D DALI B	11,100	74	150	4000	>90	4,205	80	85	Yes	DALI	<19
2064953	CONTINUUM PLUS TR 4.2 940 CO UGR D DALI EM B	11,100	80	139	4000	>90	4,205	80	85	Yes	DALI	<19
2064976	CONTINUUM PLUS TR 4.5 940 CO UGR D DALI B	11,850	79	150	4000	>90	4,505	80	85	Yes	DALI	<19
2064977	CONTINUUM PLUS TR 4.5 940 CO UGR D DALI EM B	11,850	85	139	4000	>90	4,505	80	85	Yes	DALI	<19
2065081	CONTINUUM PLUS TR 4.8 940 CO UGR D DALI B	12,600	84	150	4000	>90	4,805	80	85	Yes	DALI	<19
2065082	CONTINUUM PLUS TR 4.8 940 CO UGR D DALI EM B	12,600	90	140	4000	>90	4,805	80	85	Yes	DALI	<19
L-Corner												
2064614	CONTINUUM PLUS TR L-COR 940 UGR D DALI W	1,575	11.5	137	4000	>90	342x342	80	85	Yes	DALI	<19
2064615	CONTINUUM PLUS TR L-COR 940 UGR D DALI B	1,575	11.5	137	4000	>90	342x342	80	85	Yes	DALI	<19

Continuum Plus - Continuous Trim Direct



Product information - Continuous Trim Opal Diffuser

Code	Description	Luminous Flux [lm]	Default fixture power [W]	Efficacy [lm/W]	CCT [K]	CRI	Length [mm]	Width [mm]	Height [mm]	Dimmable	Control Technology	UGR
Linear - White												
2064558	CONTINUUM PLUS TR 0.6 940 CO OPAL D DALI W	1,450	11.5	126	4000	>90	605	80	85	Yes	DALI	<25
2064676	CONTINUUM PLUS TR 0.9 940 CO OPAL D DALI W	2,200	16	138	4000	>90	905	80	85	Yes	DALI	<25
2064559	CONTINUUM PLUS TR 1.2 940 CO OPAL D DALI W	2,900	21	138	4000	>90	1,205	80	85	Yes	DALI	<25
2064564	CONTINUUM PLUS TR 1.2 940 CO OPAL D DALI EM W	2,900	24	121	4000	>90	1,205	80	85	Yes	DALI	<25
2064698	CONTINUUM PLUS TR 1.5 940 CO OPAL D DALI W	3,650	26.5	138	4000	>90	1,505	80	85	Yes	DALI	<25
2064699	CONTINUUM PLUS TR 1.5 940 CO OPAL D DALI EM W	3,650	29.5	124	4000	>90	1,505	80	85	Yes	DALI	<25
2064738	CONTINUUM PLUS TR 1.8 940 CO OPAL D DALI W	4,400	32	138	4000	>90	1,805	80	85	Yes	DALI	<25
2064739	CONTINUUM PLUS TR 1.8 940 CO OPAL D DALI EM W	4,400	35	126	4000	>90	1,805	80	85	Yes	DALI	<25
2064762	CONTINUUM PLUS TR 2.1 940 CO OPAL D DALI W	5,100	37	138	4000	>90	2,105	80	85	Yes	DALI	<25
2064763	CONTINUUM PLUS TR 2.1 940 CO OPAL D DALI EM W	5,100	40	128	4000	>90	2,105	80	85	Yes	DALI	<25
2064560	CONTINUUM PLUS TR 2.4 940 CO OPAL D DALI W	5,800	42	138	4000	>90	2,405	80	85	Yes	DALI	<25
2064565	CONTINUUM PLUS TR 2.4 940 CO OPAL D DALI EM W	5,800	45	129	4000	>90	2,405	80	85	Yes	DALI	<25
2064786	CONTINUUM PLUS TR 2.7 940 CO OPAL D DALI W	6,550	47.5	138	4000	>90	2,705	80	85	Yes	DALI	<25
2064787	CONTINUUM PLUS TR 2.7 940 CO OPAL D DALI EM W	6,550	50.5	130	4000	>90	2,705	80	85	Yes	DALI	<25
2064826	CONTINUUM PLUS TR 3.0 940 CO OPAL D DALI W	7,300	53	138	4000	>90	3,005	80	85	Yes	DALI	<25
2064827	CONTINUUM PLUS TR 3.0 940 CO OPAL D DALI EM W	7,300	56	130	4000	>90	3,005	80	85	Yes	DALI	<25
2064850	CONTINUUM PLUS TR 3.3 940 CO OPAL D DALI W	8,000	58	138	4000	>90	3,305	80	85	Yes	DALI	<25
2064851	CONTINUUM PLUS TR 3.3 940 CO OPAL D DALI EM W	8,000	61	131	4000	>90	3,305	80	85	Yes	DALI	<25
2064890	CONTINUUM PLUS TR 3.6 940 CO OPAL D DALI W	8,700	63	138	4000	>90	3,605	80	85	Yes	DALI	<25
2064891	CONTINUUM PLUS TR 3.6 940 CO OPAL D DALI EM W	8,700	69	126	4000	>90	3,605	80	85	Yes	DALI	<25
2064914	CONTINUUM PLUS TR 3.9 940 CO OPAL D DALI W	9,450	68.5	138	4000	>90	3,905	80	85	Yes	DALI	<25
2064915	CONTINUUM PLUS TR 3.9 940 CO OPAL D DALI EM W	9,450	74.5	127	4000	>90	3,905	80	85	Yes	DALI	<25
2064954	CONTINUUM PLUS TR 4.2 940 CO OPAL D DALI W	10,200	74	138	4000	>90	4,205	80	85	Yes	DALI	<25
2064955	CONTINUUM PLUS TR 4.2 940 CO OPAL D DALI EM W	10,200	80	128	4000	>90	4,205	80	85	Yes	DALI	<25
2064978	CONTINUUM PLUS TR 4.5 940 CO OPAL D DALI W	10,900	79	138	4000	>90	4,505	80	85	Yes	DALI	<25
2064979	CONTINUUM PLUS TR 4.5 940 CO OPAL D DALI EM W	10,900	85	128	4000	>90	4,505	80	85	Yes	DALI	<25
2065083	CONTINUUM PLUS TR 4.8 940 CO OPAL D DALI W	11,600	84	138	4000	>90	4,805	80	85	Yes	DALI	<25
2065084	CONTINUUM PLUS TR 4.8 940 CO OPAL D DALI EM W	11,600	90	129	4000	>90	4,805	80	85	Yes	DALI	<25

Continuum Plus - Continuous Trim Direct



Product information - Continuous Trim Opal Diffuser

Code	Description	Luminous Flux [lm]	Default fixture power [W]	Efficacy [lm/W]	CCT [K]	CRI	Length [mm]	Width [mm]	Height [mm]	Dimmable	Control Technology	UGR
Linear - Black												
2064561	CONTINUUM PLUS TR 0.6 940 CO OPAL D DALI B	1,450	11.5	126	4000	>90	605	80	85	Yes	DALI	<25
2064677	CONTINUUM PLUS TR 0.9 940 CO OPAL D DALI B	2,200	16	138	4000	>90	905	80	85	Yes	DALI	<25
2064562	CONTINUUM PLUS TR 1.2 940 CO OPAL D DALI B	2,900	21	138	4000	>90	1,205	80	85	Yes	DALI	<25
2064566	CONTINUUM PLUS TR 1.2 940 CO OPAL D DALI EM B	2,900	24	121	4000	>90	1,205	80	85	Yes	DALI	<25
2064700	CONTINUUM PLUS TR 1.5 940 CO OPAL D DALI B	3,650	26.5	138	4000	>90	1,505	80	85	Yes	DALI	<25
2064701	CONTINUUM PLUS TR 1.5 940 CO OPAL D DALI EM B	3,650	29.5	124	4000	>90	1,505	80	85	Yes	DALI	<25
2064740	CONTINUUM PLUS TR 1.8 940 CO OPAL D DALI B	4,400	32	138	4000	>90	1,805	80	85	Yes	DALI	<25
2064741	CONTINUUM PLUS TR 1.8 940 CO OPAL D DALI EM B	4,400	35	126	4000	>90	1,805	80	85	Yes	DALI	<25
2064764	CONTINUUM PLUS TR 2.1 940 CO OPAL D DALI B	5,100	37	138	4000	>90	2,105	80	85	Yes	DALI	<25
2064765	CONTINUUM PLUS TR 2.1 940 CO OPAL D DALI EM B	5,100	40	128	4000	>90	2,105	80	85	Yes	DALI	<25
2064563	CONTINUUM PLUS TR 2.4 940 CO OPAL D DALI B	5,800	42	138	4000	>90	2,405	80	85	Yes	DALI	<25
2064567	CONTINUUM PLUS TR 2.4 940 CO OPAL D DALI EM B	5,800	45	129	4000	>90	2,405	80	85	Yes	DALI	<25
2064788	CONTINUUM PLUS TR 2.7 940 CO OPAL D DALI B	6,550	47.5	138	4000	>90	2,705	80	85	Yes	DALI	<25
2064789	CONTINUUM PLUS TR 2.7 940 CO OPAL D DALI EM B	6,550	50.5	130	4000	>90	2,705	80	85	Yes	DALI	<25
2064828	CONTINUUM PLUS TR 3.0 940 CO OPAL D DALI B	7,300	53	138	4000	>90	3,005	80	85	Yes	DALI	<25
2064829	CONTINUUM PLUS TR 3.0 940 CO OPAL D DALI EM B	7,300	56	130	4000	>90	3,005	80	85	Yes	DALI	<25
2064852	CONTINUUM PLUS TR 3.3 940 CO OPAL D DALI B	8,000	58	138	4000	>90	3,305	80	85	Yes	DALI	<25
2064853	CONTINUUM PLUS TR 3.3 940 CO OPAL D DALI EM B	8,000	61	131	4000	>90	3,305	80	85	Yes	DALI	<25
2064892	CONTINUUM PLUS TR 3.6 940 CO OPAL D DALI B	8,700	63	138	4000	>90	3,605	80	85	Yes	DALI	<25
2064893	CONTINUUM PLUS TR 3.6 940 CO OPAL D DALI EM B	8,700	69	126	4000	>90	3,605	80	85	Yes	DALI	<25
2064916	CONTINUUM PLUS TR 3.9 940 CO OPAL D DALI B	9,450	68.5	138	4000	>90	3,905	80	85	Yes	DALI	<25
2064917	CONTINUUM PLUS TR 3.9 940 CO OPAL D DALI EM B	9,450	74.5	127	4000	>90	3,905	80	85	Yes	DALI	<25
2064956	CONTINUUM PLUS TR 4.2 940 CO OPAL D DALI B	10,200	74	138	4000	>90	4,205	80	85	Yes	DALI	<25
2064957	CONTINUUM PLUS TR 4.2 940 CO OPAL D DALI EM B	10,200	80	128	4000	>90	4,205	80	85	Yes	DALI	<25
2064980	CONTINUUM PLUS TR 4.5 940 CO OPAL D DALI B	10,900	79	138	4000	>90	4,505	80	85	Yes	DALI	<25
2064981	CONTINUUM PLUS TR 4.5 940 CO OPAL D DALI EM B	10,900	85	128	4000	>90	4,505	80	85	Yes	DALI	<25
2065085	CONTINUUM PLUS TR 4.8 940 CO OPAL D DALI B	11,600	84	138	4000	>90	4,805	80	85	Yes	DALI	<25
2065086	CONTINUUM PLUS TR 4.8 940 CO OPAL D DALI EM B	11,600	90	129	4000	>90	4,805	80	85	Yes	DALI	<25
L-Corner												
2064610	CONTINUUM PLUS TR L-COR 940 OPAL D DALI W	1,450	11.5	126	4000	>90	342x342	80	85	Yes	DALI	<25
2064611	CONTINUUM PLUS TR L-COR 940 OPAL D DALI B	1,450	11.5	126	4000	>90	342x342	80	85	Yes	DALI	<25


Continuum Plus - Continuous Trim Direct



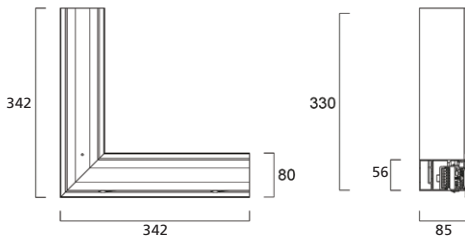
Additional Images



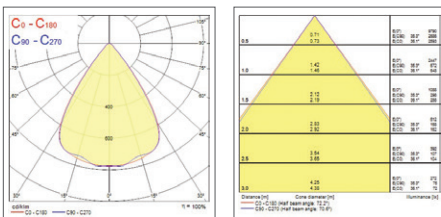
Dimensions (mm)



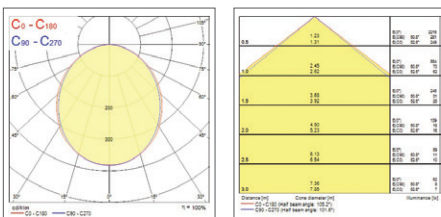
Continuous Trim Direct



Photometric Data



UGR Direct



OPAL Direct

Continuum Plus - SylSmart® Connected




Product information - Continuum Plus - SSA03 Versions

Code	Description	Luminous Flux [lm]	Default fixture power [W]	Efficacy [lm/W]	CCT [K]	CRI	Length [mm]	Width [mm]	Height [mm]	Dimmable	Control Technology	UGR
Standalone Trimless Direct UGR<19 Diffuser												
2064623	CONTINUUM PLUS 1.2 940 ST UGR D SSA03 W	3,150	22	143	4000	>90	1,294	56	93	Yes	Sylsmart® Connected	<19
2064625	CONTINUUM PLUS 1.2 940 ST UGR D SSA03 EM W	3,150	25	126	4000	>90	1,294	56	93	Yes	Sylsmart® Connected	<19
2064624	CONTINUUM PLUS 1.2 940 ST UGR D SSA03 B	3,150	22	143	4000	>90	1,294	56	93	Yes	Sylsmart® Connected	<19
2064626	CONTINUUM PLUS 1.2 940 ST UGR D SSA03 EM B	3,150	25	126	4000	>90	1,294	56	93	Yes	Sylsmart® Connected	<19
Standalone Trimless Direct/Indirect UGR<19 Diffuser												
2064636	CONTINUUM PLUS 1.2 940 ST UGR DI SSA03 W	5,350	37	145	4000	>90	1,294	56	93	Yes	Sylsmart® Connected	<19
2064640	CONTINUUM PLUS 1.2 940 ST UGR DI SSA03 EM W	5,350	40	134	4000	>90	1,294	56	93	Yes	Sylsmart® Connected	<19
2064638	CONTINUUM PLUS 1.2 940 ST UGR DI SSA03 B	5,350	37	145	4000	>90	1,294	56	93	Yes	Sylsmart® Connected	<19
2064642	CONTINUUM PLUS 1.2 940 ST UGR DI SSA03 EM B	5,350	40	134	4000	>90	1,294	56	93	Yes	Sylsmart® Connected	<19
Standalone Trimless Direct Opal Diffuser												
2064643	CONTINUUM PLUS 1.2 940 ST OPAL D SSA03 W	2,900	22	132	4000	>90	1,294	56	93	Yes	Sylsmart® Connected	<25
2064645	CONTINUUM PLUS 1.2 940 ST OPAL D SSA03 EM W	2,900	25	116	4000	>90	1,294	56	93	Yes	Sylsmart® Connected	<25
2064644	CONTINUUM PLUS 1.2 940 ST OPAL D SSA03 B	2,900	22	132	4000	>90	1,294	56	93	Yes	Sylsmart® Connected	<25
2064646	CONTINUUM PLUS 1.2 940 ST OPAL D SSA03 EM B	2,900	25	116	4000	>90	1,294	56	93	Yes	Sylsmart® Connected	<25
Standalone Trimless Direct/Indirect Opal Diffuser												
2064656	CONTINUUM PLUS 1.2 940 ST OPAL DI SSA03 W	5,100	37	138	4000	>90	1,294	56	93	Yes	Sylsmart® Connected	<25
2064660	CONTINUUM PLUS 1.2 940 ST OPAL DI SSA03 EM W	5,100	40	128	4000	>90	1,294	56	93	Yes	Sylsmart® Connected	<25
2064658	CONTINUUM PLUS 1.2 940 ST OPAL DI SSA03 B	5,100	37	138	4000	>90	1,294	56	93	Yes	Sylsmart® Connected	<25
2064662	CONTINUUM PLUS 1.2 940 ST OPAL DI SSA03 EM B	5,100	40	128	4000	>90	1,294	56	93	Yes	Sylsmart® Connected	<25
Continuous Trimless Direct UGR<19 Diffuser												
2064631	CONTINUUM PLUS 1.2 940 CO UGR D SSA03 W	3,150	22	143	4000	>90	1,290	56	93	Yes	Sylsmart® Connected	<19
2064633	CONTINUUM PLUS 1.2 940 CO UGR D SSA03 EM W	3,150	25	126	4000	>90	1,290	56	93	Yes	Sylsmart® Connected	<19
2064632	CONTINUUM PLUS 1.2 940 CO UGR D SSA03 B	3,150	22	143	4000	>90	1,290	56	93	Yes	Sylsmart® Connected	<19
2064634	CONTINUUM PLUS 1.2 940 CO UGR D SSA03 EM B	3,150	25	126	4000	>90	1,290	56	93	Yes	Sylsmart® Connected	<19
Continuous Trimless Direct/Indirect UGR<19 Diffuser												
2064635	CONTINUUM PLUS 1.2 940 CO UGR DI SSA03 W	5,350	37	145	4000	>90	1,290	56	93	Yes	Sylsmart® Connected	<19
2064639	CONTINUUM PLUS 1.2 940 CO UGR DI SSA03 EM W	5,350	40	134	4000	>90	1,290	56	93	Yes	Sylsmart® Connected	<19
2064637	CONTINUUM PLUS 1.2 940 CO UGR DI SSA03 B	5,350	37	145	4000	>90	1,290	56	93	Yes	Sylsmart® Connected	<19
2064641	CONTINUUM PLUS 1.2 940 CO UGR DI SSA03 EM B	5,350	40	134	4000	>90	1,290	56	93	Yes	Sylsmart® Connected	<19
Continuous Trimless Direct Opal Diffuser												
2064651	CONTINUUM PLUS 1.2 940 CO OPAL D SSA03 W	2,900	22	132	4000	>90	1,290	56	93	Yes	Sylsmart® Connected	<25
2064653	CONTINUUM PLUS 1.2 940 CO OPAL D SSA03 EM W	2,900	25	116	4000	>90	1,290	56	93	Yes	Sylsmart® Connected	<25
2064652	CONTINUUM PLUS 1.2 940 CO OPAL D SSA03 B	2,900	22	132	4000	>90	1,290	56	93	Yes	Sylsmart® Connected	<25
2064654	CONTINUUM PLUS 1.2 940 CO OPAL D SSA03 EM B	2,900	25	116	4000	>90	1,290	56	93	Yes	Sylsmart® Connected	<25
Continuous Trimless Direct/Indirect Opal Diffuser												
2064655	CONTINUUM PLUS 1.2 940 CO OPAL DI SSA03 W	5,100	37	138	4000	>90	1,290	56	93	Yes	Sylsmart® Connected	<25
2064659	CONTINUUM PLUS 1.2 940 CO OPAL DI SSA03 EM W	5,100	40	128	4000	>90	1,290	56	93	Yes	Sylsmart® Connected	<25
2064657	CONTINUUM PLUS 1.2 940 CO OPAL DI SSA03 B	5,100	37	138	4000	>90	1,290	56	93	Yes	Sylsmart® Connected	<25
2064661	CONTINUUM PLUS 1.2 940 CO OPAL DI SSA03 EM B	5,100	40	128	4000	>90	1,290	56	93	Yes	Sylsmart® Connected	<25
Continuous Trim Direct UGR<19 Diffuser												
2064627	CONTINUUM PLUS TR 1.2 940 CO UGR D SSA03 W	3,150	22	143	4000	>90	1,290	80	93	Yes	Sylsmart® Connected	<19
2064629	CONTINUUM PLUS TR 1.2 940 CO UGR D SSA03 EM W	3,150	25	126	4000	>90	1,290	80	93	Yes	Sylsmart® Connected	<19
2064628	CONTINUUM PLUS TR 1.2 940 CO UGR D SSA03 B	3,150	22	143	4000	>90	1,290	80	93	Yes	Sylsmart® Connected	<19
2064630	CONTINUUM PLUS TR 1.2 940 CO UGR D SSA03 EM B	3,150	25	126	4000	>90	1,290	80	93	Yes	Sylsmart® Connected	<19
Continuous Trim Direct Opal Diffuser												
2064647	CONTINUUM PLUS TR 1.2 940 CO OPAL D SSA03 W	2,900	22	132	4000	>90	1,290	80	93	Yes	Sylsmart® Connected	<25
2064649	CONTINUUM PLUS TR 1.2 940 CO OPAL D SSA03 EM W	2,900	25	116	4000	>90	1,290	80	93	Yes	Sylsmart® Connected	<25
2064648	CONTINUUM PLUS TR 1.2 940 CO OPAL D SSA03 B	2,900	22	132	4000	>90	1,290	80	93	Yes	Sylsmart® Connected	<25
2064650	CONTINUUM PLUS TR 1.2 940 CO OPAL D SSA03 EM B	2,900	25	116	4000	>90	1,290	80	93	Yes	Sylsmart® Connected	<25

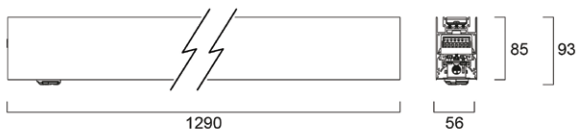
Continuum Plus - SylSmart® Connected



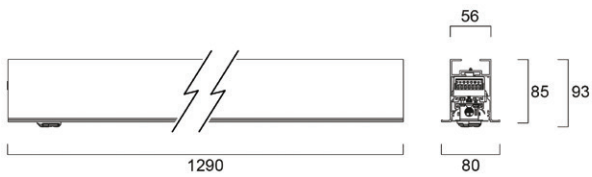
Dimensions (mm)



Continuum Plus Standalone Trimless SSA03



Continuum Plus Continuous Trim SSA03



Continuum Plus Continuous Trimless SSA03


Continuum Plus - Accessories



Code	Description	Description
Accessories		
2064594	CONTINUUM PLUS TR END CAP W	Trim end cap for Continuum Plus continuous recessed versions, white (RAL9016) finishing, 2pcs per pack
2064595	CONTINUUM PLUS TR END CAP B	Trim end cap for Continuum Plus continuous recessed versions, black (RAL9005) finishing, 2pcs per pack
2064603	CONTINUUM PLUS END CAP W	Trimless end cap for Continuum Plus, white (RAL9016) finishing, 2pcs per pack
2064606	CONTINUUM PLUS END CAP B	Trimless end cap for Continuum Plus, black (RAL9005) finishing, 2pcs per pack
2064600	CONTINUUM PLUS COUPLER	Mechanical joiner and gasket for Continuum Plus continuous row versions
2064601	CONTINUUM PLUS SUSPENSION KIT	Single wire suspension only for mechanical connection of Continuum Plus range. Length easily adjusted 3m, max load 20kg, 1 pce per pack
2064602	CONTINUUM PLUS SUPPLY KIT	WAGO 7 pole connector for electrical connection of Continuum Plus continuous version
2064604	CONTINUUM PLUS RECESSED BRACKET	Recessed mounting accessory, compatible with trim/trimless versions of Continuum Plus, 1pce per pack
2064607	CONTINUUM PLUS ROLLED DIFFUSER 10M UGR	10m rolled diffuser, compatible with Continuum Plus UGR<19 versions
2064605	CONTINUUM PLUS ROLLED DIFFUSER 10M OPAL	10m rolled diffuser, compatible with Continuum Plus Opal versions.
2064663	CONTINUUM PLUS CEILING ROSE W	Round shape ceiling rose with 3m long 6-core wires, white (RAL9016)
2064664	CONTINUUM PLUS CEILING ROSE B	Round shape ceiling rose with 3m long 6-core wires, black (RAL9005)




2064594



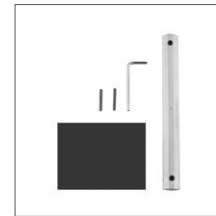
2064595



2064603



2064606



2064600



2064601



2064602



2064604



2064605/2064607



2064663



2064664

Mounting Accessories per Length

Length of luminaire	Recessed Brackets [2064604]	Position of the screws - distance between the screws and end cap vs screw (mm)	Suspension kits [2064601]	Max distance between the suspension cables (mm)
0.6m	2	150-300-150	2	100-400-100
0.9m	2	150-600-150	2	100-700-100
1.2m	2	150-900-150	2	100-1000-100
1.5m	2	150-1200-150	2	100-1300-100
1.8m	4	150-300-900-300-150	2	100-1600-100
2.1m	4	150-300-1200-300-150	2	100-1900-100
2.4m	4	150-600-900-600-150	2	100-2200-100
2.7m	4	150-600-1200-600-150	3	100-1250-1250-100
3.0m	4	150-900-900-900-150	3	100-1400-1400-100
3.3m	4	150-900-1200-900-150	3	100-1550-1550-100
3.6m	4	150-1200-900-1200-150	3	100-1700-1700-100
3.9m	4	150-1200-1200-1200-150	3	100-1850-1850-100
4.2m	6	150-600-900-900-900-600-150	3	100-2000-2000-100
4.5m	6	150-1200-600-600-600-1200-150	3	100-2150-2150-100
4.8m	6	150-900-900-900-900-900-150	3	100-2300-2300-100

Continuum Plus - Order Logic



Family name	Profile Type	Length	CRI	CCT	Type	Optical solution	Light distribution	Control option	Finishing	Length	ST D	ST DI	CO D	CO DI	Comment
CONTINUUM PLUS	.. = trimless	0.6	9 = CRI90	40 = 4000K	ST = standalone (kit)	UGR = diffuser + lens, UGR<19	D = only direct	DALI	W = White (RAL9016)	0.6			✓		no EM
	TR = trim	0.9			CO = continuous	OPAL = opal diffuser, ambient	DI = direct / indirect	SSA03	B = Black (RAL9005)	0.9			✓		no EM
	L-COR = 90° corner	1.2						DALI EM		1.2	✓	✓	✓	✓	SSA / SSA EM
		1.5						SSA03 EM		1.5	✓		✓		
		1.8								1.8	✓	✓	✓	✓	
		2.1								2.1	✓		✓		
		2.4								2.4	✓	✓	✓	✓	
		2.7								2.7	✓		✓		
		3								3	✓	✓	✓	✓	
		3.3								3.3	✓		✓		
		3.6								3.6	✓	✓	✓	✓	
		3.9								3.9	✓		✓		
		4.2								4.2	✓	✓	✓	✓	
		4.5								4.5	✓		✓		
		4.8								4.8	✓	✓	✓	✓	

Lighting Section(s) in EM Mode / EM Geartrays Position in Luminaires



Standalone DIRECT

Length [m]				
1.2	1.2			
1.2SSA	1.2			
1.5	1.2	0.3		
1.8	1.2	0.6		
2.1	1.2	0.9		
2.4	1.2	1.2		
2.7	1.2	1.5		
3	1.2	1.8		
3.3	1.2	2.1		
3.6	1.2	1.2	1.2	
3.9	1.2	1.2	1.2	0.3
4.2	1.2	1.2	1.2	0.6
4.5	1.2	1.2	1.2	0.9
4.8	1.2	1.2	1.2	1.2

Continuous DIRECT

Length [m]				
0.6	0.6			
0.9	0.9			
1.2	1.2			
1.2SSA	1.2			
1.5	1.2	0.3		
1.8	1.2	0.6		
2.1	1.2	0.9		
2.4	1.2	1.2		
2.7	1.2	1.5		
3	1.2	1.8		
3.3	1.2	2.1		
3.6	1.2	1.2	1.2	
3.9	1.2	1.2	1.2	0.3
4.2	1.2	1.2	1.2	0.6
4.5	1.2	1.2	1.2	0.9
4.8	1.2	1.2	1.2	1.2

DIRECT/INDIRECT

Length [m]				
1.2	1.2			
1.2SSA	1.2			
1.8	1.2	0.6		
2.4	1.2	1.2		
3	1.2	1.8		
3.6	1.2	1.2	1.2	
4.2	1.2	1.2	1.2	0.6
4.8	1.2	1.2	1.2	1.2



Concord

by SYLVANIA Group



Although every effort has been made to ensure accuracy in the compilation of the technical detail within this publication, specifications and performance data are constantly changing. Current details should therefore be checked with Feilo Sylvania International Group Kft.

Copyright Feilo Sylvania International Group Kft. January 2026

sylvania-group.com

A Feilo Sylvania Company